



॥ ओ३म् ॥



DAV PUBLIC SCHOOL, SAMANA

(Senior Secondary)

CBSE Affiliated (1630571)

Under : DAV College Managing Committee, New Delhi

Near Chak, Patran Road, Samana-147101

Phone :01764-221815, 9878144815

E-mail: davsamana@gmail.com, davsamana@yahoo.com

Website : www.davsamana.org



STUDY PLAN

Class :UKG

Name _____

Section _____

Roll No. _____

Adm. No. _____

INDEX

Sr.No.	Subject	Unit-1 st term	Unit -2 nd term	Unit -3 rd term
1.	English	9-13	29-31	42-44
2.	Mathematics	13-15	31-33	44-46
3.	Hindi	16-19	33-35	46-48
4.	GK	19-22	35-37	48- 50
5.	Visual Art	22-23	37-38	50
6.	Health and Physical Edu.	23-24	38-39	51
7.	Music & Dance	24-26	39-40	51-52
8.	Blue Print	27-28	41-42	53-54
9.	Calendar Activities		54	
10.	Medical Planner		55	
11.	Fit India		56-57	
12.	Aarya Parv		58	
13.	Important Days		59-66	
14.	Ek Bharat Shreshth Bharat		67	
15.	House Information		68	
16.	Do's and Don'ts		69	
17.	Code of Conduct		69	
18.	Ten Principles of The Arya Samaj		70	

Principal Message

"Education is a shared commitment between dedicated teachers, motivated students and enthusiastic parents with high expectations"



Principal Dr. Mohan Lal Sharma
Academician, Educationist, Scholar,
Writer, Social Worker, Awardee

Dear Students

Today, the role of a school is not only to pursue academic excellence but also to encourage and empower its students to be lifelong learners, critical thinkers, and productive members of an ever-changing global society. More than a decade back DAV SAMANA pledged to transform education. The school that is being run under the able stewardship of Honorable President **Dr. Punam Suri Ji** has earned its own position not only in Samana but also in its surrounding areas. At DAV, we provide an atmosphere to our students for multifaceted development, where children get such a platform which helps them to channelize their potential in the pursuit of excellence. This can only be possible in a holistic, student-centric environment.

The school is striving hard to make the best possible efforts to inculcate strong Vedic roots combining with academics and extra-curricular activities in the children. Transforming every individual into a self-reliant and independent citizen, the school provides an amalgam of scholastic and co-scholastic activities with International exposure. In our curriculum, the student is the primary focus and each child is involved in the learning process.

A new ray hope has been generated by the introduction of – NEP 2020, a pristine document on education wherein emphasis is laid on technology. From the academic year 2022-23, the government will implement the first phase of NEP 2020. The new norms we have adapted to, the resilience we have developed will play a crucial role in applying the New Education Policy in a better way.

The parents are the most strengthening power in moulding the future of children. Their consistent support empowers us to do more and more. I pay my gratitude to them for their faith in us.

I am confident enough that the DAVIANS will make themselves stronger day by day, adding a new leaf to the grandeur of the school.

Blessings !!!

Dr. Mohan Lal Sharma

Principal

STUDY PLAN - AN IMPORTANT TOOL

Study plan is a technique that enables you to make the most efficient use of your time, resources and academic potentials. As we journey together, you may face many challenges and to enable you to overcome the obstacles, we offer you this wonderful tool-Study Plan to make you familiar with the values and Academic Syllabi of the school. This will increase your awareness of how you study and you will become more confident. Make this planner a part of your schedule for getting success this year.

.....

GREEN RULES

- ❖ Be kind, polite, helpful and aware of others' feelings.
- ❖ Try your best, work hard and learn from your own mistakes.
- ❖ Respect your educators.
- ❖ Make yourself presentable.
- ❖ Take responsibility of your education.
- ❖ Be organized.
- ❖ Don't be a distraction.
- ❖ Do the task with dedication.
- ❖ Stick to your goals.

GENERAL INSTRUCTIONS (FOR PARENTS)

- ❖ Parents are requested to co-operate with the school in its attempt to help towards their children's progress by paying attention to their regularity, punctuality and discipline.
- ❖ Constant vigilance on the part of the parents pays rich dividends. We earnestly recommend that parents should take interest in the daily activities of the children both inside and outside the school and check the diary daily for any notes from the teacher. Kindly attend all Parent-Teacher Meetings in the interest of your wards.
- ❖ If you have any suggestions regarding your ward's study, you are welcome to contact the Principal/Class Co-ordinator/Class Teacher/Subject Teacher during Parent-Teacher Meeting or with prior appointment with Principal/Class Co-ordinator between (9:00 a.m. to 10:00 a.m.).
- ❖ Parents are requested not to enter the class room either to see their wards or to seek interviews with the teachers during class hours. No half day/short leave will be given to the student.
- ❖ Unauthorized absence for 6 consecutive days renders the student liable to have his/her name struck off the rolls. Sick children should not be sent to the school for a test or an examination. Medical certificate must be sent along with an application on the same or next day positively. Student will be fined Rs.10 per day, if the child remains absent for the consecutive two days.
- ❖ Children when suffering from infectious disease should not be sent to school to attend classes. The student is required to produce a fitness certificate from a Medical Practitioner / Doctor on joining.
- ❖ Any change of Residential / Official Address / Telephone Number should be notified to the class teacher and school office immediately.
- ❖ Ensure that the child maintains personal hygiene.He/She has nutritious breakfast and diet and avoids eatables from roadside vendors.
- ❖ Students are not allowed to carry / use "Mobile Phones" within the school premises.

- ❖ As the medium of instruction in the school is English. So, children should be helped to follow their work easily and intelligently by a certain amount of regular conversation in English at home.
- ❖ As soon as the diary is issued, the parents should fill in all the required data and sign in the spaces provided.
- ❖ Parents should sign their ward's school diary daily to check the
 - a) completion of Assignment
 - b) Wearing proper uniform, or any other instruction and circulars given should be acknowledged by signing the diary at the respective spaces provided.
- ❖ Legitimate complaints should be brought to the knowledge of the Principal without delay.
- ❖ Please ensure that the child is sent neatly dressed. Nails should be trimmed regularly. Expensive jewellery and watches, nail polish and make up is not permitted.
- ❖ Encourage the children to participate in all curricular and co-curricular activities. This is very necessary for gaining self-confidence and self-satisfaction.

MODE OF EXAMINATION

1. The First Term examination will be held in the month of September and 2nd term and Annual examination will be held in the month of February / March.
2. Grading System is in the paper of Drawing, Music / Dance, General Knowledge, Naitik Shiksha, Health & Physical Education, Sanskrit.
3. A student must pass separately in both (Written+ Practical) exams.
4. Duration of each paper will be of three hours.

* * * *

TEACHER SHOULD KEEP IN MIND

1. Use a variety of tools (Oral, Projects, Presentation).
2. Understand different learning styles and abilities.
3. Develop child's individual's skills, interests, attitudes and motivation.
4. Monitor the changes taking place in a child's learning, behavior and progress over time.
5. Share the Assessment Criteria with the students.
6. Allow peer and self-assessment.
7. Give an opportunity to the students to improve.
8. Use an "Indoor Voice" while speaking in the class.

VALUE EDUCATION TOPIC FOR JUNIOR

APRIL

Greet Everyone

Wish your parents

- **Wish your teachers**
- **Wish your friends**
- **Wish your guests**

MAY

Take Care of your Belongings

- **Do not tear your books/ notebooks**
- **Do not scribble on walls and tables**
- **Keep your toys, books etc. at proper place**

JUNE

Use of Magical Words

- **Thank You**
- **Please**
- **Sorry**
- **Excuse Me**
- **Welcome**

JULY

Love the Nature

- **Do not waste water**
- **Turn off water and electrical appliances when not in use**
- **Do not pluck the flower**
- **Save tree**

AUGUST

Nation Pride and Patriotism

- **Take pride in your country**
- **Respect the National Flag**
- **Respect the National Anthem**

SEPTEMBER

Health and Hygiene

- Take bath everyday
- Brush your teeth twice a day
- Trim your nails often
- Eat nutritious food
- Stay away from junk food

OCTOBER

Truthfulness and Honesty

- Always Speak truth
- Do not take away others things
- Do not cheat in test/ examination

NOVEMBER

Safety Prevents

- Walk on footpath
- Use zebra crossing while crossing the road
- Do not play with or near fire
- Do not touch switches, electric wires and plug
- Do not take hands out of moving bus
- Do not chase flying kites and balls on the road

DECEMBER

Discipline and Punctuality

- Come to school in proper uniform and tidy hair
- Always move in queue
- Do not run/ shout in corridors
- Always do your work on time

JANUARY

Clean DAV, Green DAV

- Always throw garbage in

Dustbin

- **Keep your surroundings clean**
- **Do not sit here and there**

FEBRUARY**Respect and Kindness**

- **Respect your elders**
- **Respect people who help you
(Community helpers)**
- **Be kind to poor**
- **Be kind to animals**
- **Do not hurt anyone**

MARCH**Sharing and Caring**

- **Share your things with others**
- **Share your experiences with parents and teachers**
- **Care for others feelings.**
- **Love your brother and sister**

Remember**GOD IS EVERYWHERE****HAVE FAITH IN GOD**

UNIT - I (APRIL to AUGUST)**ENGLISH****OBJECTIVES :-**

1. Our main aim is to develop basic communication skills in the students.
2. To enable the students to communicate with other people to express themselves in their own words and sentences.
3. To enable the students to read simple sentences with the help of phonetics.
4. To facilitate the students to take interest in English.

Note :- Practice worksheet is compulsory after completion of every concept.

APRIL

Listening Skill	(i) 'a' vowel sound story	
Speaking Skill	(a) Conversation :	
	(i)	What is your name ?
	(ii)	In which class do you study ?
	(iii)	In which school do you study?
	(iv)	Who is your class In-charge ?
Reading Skill	(a)	Reading with correct pronunciation 'a' vowel sound words(Page No. 1 to 8)
	(b)	Name the Picture Example:- Bat, Cat, Pan etc.
Writing skill	Cursive a to z with proper formation	
Integrated Activity Book	Page No. 1 to 11	
Activity	(i)	Initial sound game (Curriculum Guidelines Page No. 64)

	(ii)	Let's talk [Child Craft Kit Page No. 52]
	(iii)	Phonic song

May

Listening Skill	(i)	'a', 'e' vowel sound stories
Speaking Skill	(a)	Conversation :
	(i)	Where do you live ?
	(ii)	How old are you ?
	(iii)	Composition – My Self
	(iv)	Uses of Water
Reading Skill	(a)	Reading with correct pronunciation 'e' vowel sound words (Page No. 9 to 18)
	(b)	Name the Picture Example:- Bat, Cat, Pan etc.
Writing skill		'a' vowel sound words
		Match the picture with name
		Name the Picture
Integrated Activity Book		Page No. 12 to 22
Activity	(i)	Catch me (Child Craft Kit Page No. 48)
	(ii)	Memory game (Child Craft Kit Page No. 73)
	(iii)	Picture talk on 'a' vowel sound words

Tool of Evaluation	Teaching aids
Dictation, Oral and Written Test, Brain storming activities	Smart board, Word building, Blocks, Child Craft Kit

JUNE	SUMMER VACATION	
JULY		
Listening Skill	'a', 'e' vowel sound stories	
Speaking Skill	(a) Conversation :-	
	(i)	How are you?
	(ii)	What is the name of your Principal?
	(iii)	Where is your school situated ?
	(iv)	How many students are there in your class?
	(b)	Two-three sentences on shown objects like-pencil, bag etc.
	(c)	Cleanliness
	(d)	My school
Reading Skill	(a)	Reading with correct pronunciation Page No. 19 to 21
	(b)	'a' & 'e' vowel sound stories
Writing skill	(a)	a' & 'e' vowel sound words
	(b)	Correct the jumbled words
	(c)	Circle the Rhyming words
	(d)	Dictation
Activity- Greetings	1.	Use of Please, Thank you (Curriculum Guidelines Page No. -69)

	2.	Roll call
	3.	Introduction in pairs
Integrated Activity Book	Page- 23 to 28	

Tool of Evaluation	Teaching aids
Group discussion, Oral and Written Test, Brain storming activities, Picture recognition	Books, Sound stories from Smart board, Flash cards, mentioned activities from Curriculum Guidelines

AUGUST		
Listening Skill	(a)	Differentiate between 'a'&'e' vowel words
Speaking Skill	(a)	Self Introduction
	(b)	Cleanliness
	(c)	My School
Reading Skill	(a)	Read own name
	(b)	Associates - 'a'&'e' vowels pictures with name
Writing skill	(a)	'a'&'e' vowel sound words
	(b)	Dictation
	(c)	Match the words with last same sound tap, map
Activity	1.	'Hear and Discriminate' from Child Craft Kit (Page No. 44)
	2.	Chit game
	3.	Find the odd one out Curriculum Guidelines Page No.-73 + Revision

Tools of Evaluation	Teaching aids
Group discussion, Oral and Written Test, Picture recognition, Dictation	Books, Flash Cards, E- Smart Board, Child Craft Kit, mentioned activities from Curriculum Guidelines

SEPTEMBER	Assessment – 1
------------------	-----------------------

SPEAKING TOPICS**MYSELF**

1. My name is _____.
2. I am five years old.
3. I study in U.K.G. _____ class.
4. I study in DAV Public School Samana.
5. I live at _____.
6. All love me.

CLEANLINESS

1. Keep yourself and your surroundings clean.
2. Dress neatly.
3. Brush your teeth twice a day.
4. Take a bath daily.
5. Trim your nails regularly.

My School

1. I study in DAV Public School Samana.
2. It is situated at Samana.
3. It has one big library.
4. It has two computer labs.
5. It has one gym.
6. I like my school very much.

Uses of water

1. Drinking
2. Brushing
3. Bathing
4. Cleaning
5. Washing
6. Cooking
7. Swimming
8. Irrigation

MATHEMATICS**OBJECTIVES :-**

1. Our main objective is to develop cognitive or intellectual skill.
2. To enable the children to make simple comparisons, recognize plain and solid shapes.
3. Arrange objects in sequence and perform simple operations on addition and subtractions.

APRIL**Counting**

1 to 50

Missing Numbers

1 to 50

Count And Write	1 to 20	
Book Pages	1 to 18	
Shape	Circle	
What comes after , between	1 to 20	
Activity	(i)	Comparisons (Page No. 27 of Curriculum Guidelines)
	(ii)	Pre -Number Concepts(Page no. 73 of Curriculum Guidelines)
	(iii)	Shapes (Page No. 27 of Curriculum Guidelines)
Concept	Big /Small	

MAY		
Counting	51 to 100	
Missing Numbers	1 to 50	
Count And Write	1 to 20	
Dictation	1 to 100	
Book Pages	19 to 36	
Shape	Triangle	
What comes after , between	1 to 30	
	(i)	Sequencing(Page no. 74 of Curriculum Guidelines)
	(ii)	Who is Missing(Page no. 79 of Curriculum Guidelines)
Concept	Tall/ Short	

Tools of Evaluation	Teaching aids
Worksheets, Green Board Test, Verbal Counting	Abacus, Charts, Number Cards, E- Smart Board, Child Craft Kit, Classroom Objects

JUNE	Summer Vacation
-------------	-----------------

JULY		
Counting	1 to 100	
What comes After ,Before	1 to 30	
What comes Between	1 to 30	
Backward Counting	50 to 1	
Addition Sums	0-9(Single Digit)	
Dictation	1 to 100	
Book Pages	37 to 43	
Shape	Square	

Table	1 and 2	
Activity	(i)	Tippy Tippy Tap
	(ii)	Fire in the Mountain
	(iii)	Who is missing ? (Page no. 79 of Curriculum Guidelines)

Tools of Evaluation	Teaching aids
Worksheets, Green Board Test, Verbal Counting	Shape cards, Number cards, E- Smart board, Child Craft Kit, Classroom Objects, Test

AUGUST	
Counting	1 to 100
What comes After ,Before	1 to 30
What comes Between	1 to 30
Backward Counting	50 to 1
Addition Sums	0-9(Single Digit)
Dictation	1 to 100
Missing Numbers	1 to 50
Shape	Rectangle
Table	1 and 2
Activity	(i) Musical Island(Page No. 75 of Curriculum Guidelines)
	(ii) Passing the Parcel (Page no. 72of Curriculum Guidelines) + Revision of whole syllabus

Tool of Evaluation	Teaching aids
Worksheets, Green Board Test, Verbal Counting	Shape cards, Number cards, E- Smart board, Child Craft Kit, Classroom Objects

SEPTEMBER	Assessment – 1
------------------	-----------------------

हिंदी

उद्देश्य

1. विद्यार्थियों को उनकी मौलिक भाषा में सामान्य बातचीत समझने योग्य बनाना।
2. विद्यार्थियों को सामान्य वाक्य और प्रश्न समझने योग्य बनाना।
3. विद्यार्थियों को दो, तीन, चार अक्षरों के शब्द तथा आ की मात्रा के शब्दों में अंतर समझने योग्य बनाना।
4. शब्दावली में वृद्धि करना।
5. विद्यार्थियों को स्वर, व्यंजन तथा शब्द लिखने योग्य बनाना।

अप्रैल		
<u>श्रवण / पाठन</u>		
कहानी	(क)	झूठा गडरिया
बाल माधुरी	(ख)	पृष्ठ 1 से 10
शब्द अभ्यास	(ग)	पृष्ठ 1 से 8
वाचन	(क)	आपका क्या नाम है?
	(ख)	आप किस कक्षा में पढ़ते हो?
	(ग)	आप किस विद्यालय में पढ़ते हो?
	(घ)	आप कहाँ रहते हो?
लेखन	(क)	स्वर अ से अ:
	(ख)	व्यंजन क से ज्ञ
गतिविधि	(क)	Recognition & Reading (Page No. 70 from Curriculum Guidelines)
	(ख)	Find my Partner from Child Craft Kit Page No. 54.
मूल्यांकन के ढंग		सहायक सामग्री
लिखित एवं मौखिक परीक्षण, पुस्तक पढ़ना, कार्य प्रपत्र		फ्लैश कार्ड एवं पुस्तकें
मई		
<u>श्रवण / पाठन</u>		
कहानी	(क)	झूठा गडरिया
बाल माधुरी	(ख)	पृष्ठ 11 से 23
शब्द अभ्यास	(ग)	पृष्ठ 9 से 14
वाचन	(क)	आपके प्रधानाचार्य का क्या नाम है?

	(ख)	आपकी अध्यापिका का क्या नाम है?
	(ग)	सप्ताह में कितने दिन होते हैं
	(घ)	अपना परिचय पाँच पक्तियों में दीजिए?
लेखन	(क)	दो अक्षरों का जोड़
	(ख)	दो अक्षरों के शब्द
	(ग)	पहली ध्वनि से शब्द बनाओ।
	(घ)	चित्र देखकर घेरा लगाओ।
		चित्र का नाम से मिलान करो।
गतिविधि	(क)	Role play & Be quick game from Curriculum Guidelines (Page No. 22)
	(ख)	Catch me from Child Craft Kit (Page no. 48)

मूल्यांकन के ढंग**सहायक सामग्री**

लिखित एवं मौखिक परीक्षण, पुस्तक पढ़ना, पलैश कार्ड एवं पुस्तकें
कार्य प्रपत्रा

जून**ग्रीष्मावकाश****जुलाई**

श्रवण / पाठन

कहानी

(क) झूठा गडरिया

बाल माधुरी

(ख) पृष्ठ 24 से 27

शब्द अभ्यास

(ग) पृष्ठ 15 से 18

वाचन

(क) फलों के नाम बताओ।

(ख) आपकी माता जी का क्या नाम है?

(ग) आपके पिता जी का क्या नाम है?

लेखन

(क) समान लय वाले शब्दों पर घेरा लगाओ।

(ख) शब्द शुद्ध करो।

(ग) सरल वाक्य

(घ) रिक्त स्थान भरो।

गतिविधि

(क) Word Fountain
(Page No. 25 from Curriculum Guidelines)

(ख) Catch me (Child Craft Kit Page No. 48)

मूल्यांकन के ढंग	सहायक सामग्री
चित्र देखकर पढ़ना, श्रुतलेख, कार्य प्रपत्र,	फलैश कार्ड, पाठ्य पुस्तक, दृश्यात्मक सामग्री, बोर्ड

अगस्त		
श्रवण / पाठन		
कहानी	(क)	झूठा गडरिया
बाल माधुरी	(ख)	पृष्ठ 28 से 36
शब्द अभ्यास	(ग)	पृष्ठ 19 से 22
वाचन	(क)	सब्जियों के नाम बताओ।
	(ख)	अंगों के नाम बताओ।
	(ग)	आप कहाँ रहते हो?
लेखन	(क)	दो अक्षरों के शब्द
	(ख)	चित्र देखकर नाम लिखो।
	(ग)	चित्र का नाम से मिलान करो।
	(घ)	श्रुतलेख
गतिविधि	(क)	Ladder Game (Page no. 23 from Curriculum Guidelines)
	(ख)	Picture Talk (Page No. 60 from Curriculum Guidelines)
मूल्यांकन के ढंग	सहायक सामग्री	
चित्र देखकर पढ़ना, श्रुतलेख, कार्य प्रपत्र,	फलैश कार्ड, पाठ्य पुस्तक, दृश्यात्मक सामग्री, ई-स्मार्ट बोर्ड	

सितम्बर	करवाए गए पाठ्यक्रम की दोहराई + मूल्यांकन 1
---------	---

कहानी झूठा गडरिया

एक गडरिये का था बालक, बहुत बुरी थी उसकी आदत।

भेड़ चराने जंगल जाता, झूठ-मूठ में वह चिल्लाता।

देखो देखो भेड़िया आया, इसने मेरा भेड़ चुराया।

लोग दौड़कर जब थे आते, उसे मजे में हंसता पाते।

पर सचमुच जब भेड़िया आया, तब वह मूर्ख बहुत चिल्लाया।

पर सब उसको झूठा जान, बैठे रहे सब चुप्पी तान

भेड़िया भेड़ लेकर भागा, तब बहुत पछताया अभाग।

झूठ बोलते जो बच्चे, लोग न उनको समझते अच्छे।

है खोते सबका विश्वास, पछताते होकर निराश।

शिक्षा :- झूठ मत बोलो, कोई भी झूठे लोगों पर विश्वास नहीं करता।

मेरा परिचय

1. मेरा नाम.....है।
2. मैं पाँच वर्ष का/ की हूँ।
3. मैं यू.के.जी. में पढ़ता/पढ़ती हूँ।
4. मैं डी.ए.वी. पब्लिक स्कूल समाना में पढ़ता/पढ़ती हूँ।
5. मैं.....शहर/गांव में रहता/रहती हूँ।
6. मेरा मन पसंद फल.....है।
7. सब मुझे बहुत प्यार करते हैं।
धन्यवाद।

GENERAL KNOWLEDGE**OBJECTIVES :-**

1. To enable the child to know about surroundings.
2. To develop thinking skills.
3. To extend the knowledge of animal life.
4. To develop awareness about road safety and simple traffic rules.
5. To sharpen the sensory discrimination.
6. To perform simple experiments.
7. To classify food in various sub groups / fruits, vegetables and grains.

Tools of Evaluation

Oral testing , Identification of objects and pictures , Oral Questioning , Group Discussion

Teaching Aids

Charts , Smart Board , Text Books, Real Objects.

APRIL	
Name and Recognize	Page No. 3 to 5
Topics	The Family , Keeping Clean , Kitchen Articles, Our Food
Conversation	1. How many members are there in your family ?
	Ans. There are _____ members in my family.
	2. What do you use to wipe your body after taking bath?
	Ans. I use towel to wipe my body.
	3. What do you use to cut the vegetables?
	Ans. I use knife to cut the vegetables.
	4. What is known as perfect food?
	Ans. Milk is known as perfect food.
Morning Prayer	
Activity	1. What is missing game (Page No. 37 from Curriculum Guidelines)
	2. Food(Making of Salad, Sprouts etc.)

MAY	
Name and Recognize	Page No. 6 to 10
Topics	Parts of the Body, Things we wear , In the classroom , Keeping Healthy
Conversation	1. Which body part helps you in chewing food?
	Ans. Teeth help us in chewing food.
	2. Name any two clothes worn in winter season.
	Ans. Sweaters and jackets are worn in winter season.
	3. Why do we use duster?
	Ans. We use duster to clean the green board.
	4. Who cures sick people?
	Ans. Doctor cures sick people.
Lunch Prayer	

Activity	1. Body Quiz	
JUNE	Summer Vacation	
JULY		
Name and Recognize	Page No. 11 to 16	
Topics	Domestic Animals , Wild Animals , Water Animals, Insects, Indoor Games, Outdoor Games	
Conversation	1.	Which animal gives us milk?
	Ans.	Cow/ buffalo gives us milk.
	2.	Who is known as king of forest?
	Ans.	Lion is known as king of forest.
	3.	Which fish is your friend ?
	Ans.	Dolphin is our friend.
	4.	Name the insect that gives us honey?
	Ans.	Honey bee gives us honey.
	5.	Name any two indoor games.
	Ans.	Ludo and Chess are indoor games.
	6.	Which is India's National game ?
	Ans.	Hockey is India's National game.
Morning Prayer and Lunch Prayer		
Activity	Pull out pages of text book II and III	

AUGUST**Revision of Whole Syllabus****SEPTEMBER****Assessment – 1****Lunch Prayer**

Thank you God for the world so sweet,
 Thank you God for the food we eat
 Thank you God for the birds that sing
 Thank you God for everything

Morning Prayer

God Bless Mummy , Daddy too
 God Bless me and God bless you,
 God Bless everyone, God Bless everyone

VISUAL ART**OBJECTIVES :-**

1. Our main aim is to develop creative art in the students.
2. To enable the students to develop hand eye coordination.
3. To enable the students to express individually.
4. To enable the students to use imagination with art material.
5. To enable the students to work confidently with a variety of material.

Tools of Evaluation

Creativity , neatness , colouring , drawing ,
 interest, Time taken to do the activity, etion
 of work

Teaching Aids

Craft paper , decorative material , Colours ,
 Pencil , Eraser , Fun with Colours , Painting
 Colours , Brushes, Clay

APRIL**Fun with colour**

Page No. 1 to 3

Drawing File

Draw tools used by ' people who help us'.

Activity

1. Scribbling on a sheet(Free hand drawing)

2. Paper Folding

MAY	
Fun with colour	Page No. 4 to 7
Drawing File	Draw healthy and unhealthy food
Activity	1. Clay moulding
	2. Magic Painting / Wax painting
JUNE	Summer Vacation
JULY	
Fun with colour	Page No. 8 to 10
Drawing File	Draw sources of water
Activity	1. Me and my family
	2. Tearing and Pasting
AUGUST	
Activity	Flag making + Revision of whole syllabus
SEPTEMBER	Assessment – 1

HEALTH & PHYSICAL EDUCATION

OBJECTIVES :-

1. To enable the children to use large and small muscles with confidence.
2. To enable them to interact with natural world in a positive way.
3. To encourage maximum development of large and small muscles as per inherent potential.

Tools of Evaluation	Teaching Aids
Stamina, Team spirit, Health cleanliness, Activeness and Attentiveness	Ball, Music System

APRIL	(1)	Ball Activities- Kick, Catch and Throw
	(2)	Simple race/ Hop race
	(3)	Walk on a straight line

MAY	(1)	P.T. Exercise-1,2
	(2)	Group game- Farmer in the den

JUNE	Summer Vacation	
-------------	------------------------	--

JULY	(1)	Standing position
	(2)	Passing the parcel
	(3)	Activity- Tug of war

AUGUST	(1)	Ball activities – Kick, Throw and Catch
	(2)	Meditation
	(3)	Standing position
	(4)	PT. Exercise-1,2

SEPTEMBER	Assessment – 1	
------------------	-----------------------	--

MUSIC / DANCE

OBJECTIVES :-

- 1.To develop social skills by playing musical games.
2. To give them a chance to express joy and other emotions.
3. To develop large muscle co-ordination.
4. To co-ordinate thinking with action.

<https://drive.google.com/drive/folders/1DWnoacr5N6NSdy3wn0ogo20NbhE2ncac?usp=sharing>

Note:- This Link is for the betterment of students

It is request to all the parents while using this link parents will follow some Following instructions

1. Open the link and Download the folder on your PC or Laptop
2. Unzip the folder and open it.
3. There will be a f icon main.exe file, click on it to play the software
4. Now you will get home screen with all subject names and you can select any subject by click on it.

Tools of Evaluation	Teaching Aids
Interest , Body Movement , Expression , Recitation , Gestures	Sound System , Demonstration, CD, DVD

Note : Teacher will take daily practice of the following topics during Morning Assembly.

1.	Recitation of Gayatri Mantra
2.	Mool Mantra
3.	Shabad – Jo Mange Thakur Apne Se (Four Lines)
4.	Prarthna – Saraswati Vandana (Six Lines)
5.	Rhymes – Month Wise

APRIL	1.	Body Parts
	2.	छोटे बच्चे
Activity	Making up songs / Dramatic Play (Page No. 41 from Curriculum Guidelines)	
MAY	1.	Traffic Lights
	2.	गर्मी आती है

Activity	Singing Songs/ Rhymes (Page No. 41 from Curriculum guidelines)
-----------------	--

JUNE	Summer Vacation
-------------	------------------------

JULY	1.	Cobbler
	2.	My Life
	3.	हे माँ तुम्हें प्रणाम
	4.	पानी
Activity	Musical Instruments (Page No. 41 from Curriculum Guidelines)	

AUGUST	Revision of Whole Syllabus
---------------	-----------------------------------

Note : Side by side learning of National Anthem and DAV Gaan

SEPTEMBER	Assessment – 1
------------------	-----------------------

सरस्वती वन्दना

हे शारदे माँ, हे शारदे माँ
 अज्ञानता से हमें तारदे माँ
 तू स्वर की देवी ये संगीत तुझसे
 हर शब्द तेरा है, हर गीता तुझसे
 हम हैं अकेले, हम हैं अधूरे
 तेरी शरण हम, हमे प्यार दे माँ
 हे शारदे माँ, हे शारदे माँ
 अज्ञानता से हमें तारदे माँ

जो मांगे ठाकुर

जो मांगे ठाकुर अपने ते सोई सोई देवे
 नानक दासमुख ते जो बोले
 ईहा उहा सच होवय
 चतुर दिशा कीनो बल अपना
 सिर ऊपर कर धारयो
 किरपा कटाख अव लोकन कीनो दास का
 दुःख बिदारयो

ਮੂਲਮੰਤਰ

ੴ ਸਤਿ ਨਾਮੁ ਕਰਤਾ ਪੁਰਖੁ ਨਿਰਭਉ
ਨਿਰਵੈਰੁ ਅਕਾਲ ਮੂਰਤਿ ਅਜੂਨੀ ਸੈਭੰ
ਗੁਰ ਪ੍ਰਸਾਦਿ ॥
॥ ਜਪੁ ॥
ਆਦਿ ਸਚੁ ਜੁਗਾਦਿ ਸਚੁ ॥
ਹੈ ਭੀ ਸਚੁ ਨਾਨਕ ਹੋਸੀ ਭੀ ਸਚੁ ॥੧॥

FIRST TERM BLUE PRINT

Oral and Practical

ENGLISH		MATHEMATICS
Sr.No.	Contents	Contents
1.	Uniform	Uniform
2.	Discipline	Discipline
3.	Condition of Books	Condition of Book
4.	Composition (Myself, Uses of water / Any Object)	Concepts(Big/small, Tall/short)
5.	Story 'a,e' vowel sound	Recognition of shapes
6.	Book Reading & Picture Recognition	Mental Ability(Simple addition (0-9)+ after/before)
7.	Basic Conversation + Cleanliness / My School	Table (1,2)
8.	-	Verbal Counting

GENERAL KNOWLEDGE		MUSIC AND DANCE
Sr.No.	Contents	Contents
1.	Uniform	Uniform
2.	Discipline	Discipline
3.	Condition of Book	Recitation of Gayatri Mantra / Mool Mantra
4.	Prayer(Morning & Lunch)	Prarthna / Shabad
5.	Conversation	One Rhyme in Hindi(LIVE)
6.	Name any 5(Parts of body, classroom objects, indoor/outdoor games)	One Rhyme in English (LIVE)
7.	Name any 5(Domestic/wild animals/ Birds /water animals)	Action with Hindi Rhyme(CD)
8.	Recognition of Pictures & Articles	Action with English Rhyme(CD)

हिंदी		Health & Physical Education
Sr.No.	Contents	Contents
1.	Uniform	Uniform
2.	Condition of book	Discipline
3.	Discipline	Ball Activities – Kick, Catch and Throw
4.	मौखिक प्रश्न / अपना परिचय	P. T. Exercise 1 & 2
5.	पुस्तक पढ़ना / अंगों के नाम	Simple Race / Hop Race
6.	कहानी 'झूठा गडरिया'	-
7.	फलों के नाम /सब्जियों के नाम	-
8.	-	-

UNIT - II(OCTOBER TO DECEMBER)**ENGLISH**

OCTOBER		
Listening Skill		'i' vowel sound story
Speaking Skill		Conversation :
	(i)	What is the name of your father?
	(ii)	What is the name of your mother?
	(iii)	Where is your school?
	(b)	Composition - My Mother
Reading Skill	(a)	Reading with correct pronunciation 'i' and 'o' vowel sound words (Pages 22 to 33)
Writing Skill	(a)	'i' vowel sound words
	(b)	'o' vowel sound words
	(c)	Name the picture
	(d)	Circle the Rhyming words
Integrated Activity Book		Pages 29 to 44
Activity	1.	Be quick from Child Craft Kit (Page No. 56)
	2.	Catch me (Child Craft Kit Page No. 48)
	3.	Rhyme time (Curriculum Guidelines Page No. 81)

Tool of Evaluation	Teaching aids
Oral questioning, Picture Talk, Group Discussion, Dictation	E -Smart board, Puppets, Charts, Worksheets

NOVEMBER		
Listening Skill	(a)	'o', 'u' vowel sound story
Speaking Skill	(a)	Conversation :-
	(i)	What is your father?
	(ii)	What is your mother?
	(iii)	When is your birthday?
	(b)	Composition- Table Manners
Reading Skill	(a)	Reading with correct pronunciation (Page No. 34 to 50)
	(b)	'u' vowel sound words
Writing skill	(a)	'u' vowel sound words
	(b)	Name the picture
	(c)	Match the picture
	(d)	Circle the Rhyming words
	(e)	Fill ups
	(f)	Change the Number
	(g)	Correct the word tab – bat
Integrated Activity Book	Pages 45 to 62	

Activity	(i)	Role play (Curriculum Guidelines Page No. 10)
	(ii)	Picture talk (Child Craft Manual Page No. 69)
	(iii)	Odd one out (Curriculum Guidelines Page No. 73)

Tool of Evaluation	Teaching aids
Oral questioning, Picture Talk, Group Discussion, Dictation	E -Smart board, Charts, Worksheets, Child Craft Kit , Mentioned activities from Curriculum Guidelines

DECEMBER	REVISION + ASSESSMENT- 2
-----------------	---------------------------------

My Mother		Table Manners	
1.	My mother's name is _____.	1.	Wash your hands before and aftermeal.
2.	She is a home maker/teacher.	2.	Spread your napkin on the table.
3.	She takes care of me.	3.	Eat with your mouth closed.
4.	She loves me very much.	4.	Don't talk while eating.
5.	May she live long !	5.	Fold your napkin and keep it in bag
		6.	Use fork or spoon while eating.

MATHEMATICS

OCTOBER	
Counting	101 to 150

Missing Numbers	1 to 100	
Number Names	1 to 10	
Sums of Addition	2 Digits (Without carry)	
Dictation	101 to 150	
Book Pages	44 to 54	
Table	3	
Activity	a)	Number line
	b)	Find My Partner (Page no. 75 of Curriculum Guidelines)

Tools of Evaluation**Teaching aids**

Worksheets, Green Board Test, Verbal Counting, Written Test

Shape cards, Number cards, E- Smart board, Child Craft Kit, Classroom Objects.

NOVEMBER

Counting	101 to 150
What comes After ,Before	1 to 50
Number Names	1 to 10
Sums of Addition	2 Digits (Without carry)
Dictation	101 to 150
Shapes	Circle, Triangle
Book Pages	55 to 64

Table	3
Activity	Number Lotto (Page no. 76 of Curriculum Guidelines)
Concept	Fat / Thin, Long/Short

Tools of Evaluation	Teaching aids
Worksheets, Green Board Test, Verbal Counting, Written Test	Shape cards, Number cards, E- Smart board, Child Craft Kit, Classroom Objects.

DECEMBER	REVISION + ASSESSMENT – 2
-----------------	----------------------------------

हिन्दी

अक्तूबर		
श्रवण ६ पाठन		
कहानी	(क)	दो बिल्लिया और बन्दर
बाल माधुरी	(ख)	पृष्ठ 37 से 46
शब्द अभ्यास	(ग)	पृष्ठ 23 से 30
वाचन	(क)	गांधी जयन्ती पर किसका जन्मदिन होता है?
	(ख)	आपके देश का क्या नाम है?
	(ग)	त्योहारों के नाम
	(घ)	मेरी अध्यापिका पर पांच वाक्य सुनाए।
लेखन	(क)	तीन अक्षरों के शब्द

	(ख)	चार अक्षरों के शब्द
	(ग)	आ की मात्रा के शब्द
	(घ)	चित्र देखकर नाम लिखो।
	(ङ)	चित्र का नाम से मिलान करो।
गतिविधि	(क)	Island Game Page No. 20 from Curriculum Guidelines
	(ख)	जोड़ो तो जानो (From Child craft kit)
मूल्यांकन के ढंग		सहायक सामग्री
चित्र देखकर पढ़ना, श्रुतलेख, कार्य प्रपत्र,		फलैश कार्ड, पाठ्य पुस्तक, दृश्यात्मक सामग्री, ई-समार्ट बोर्ड

नवम्बर		
श्रवण ६ पाठन		
कहानी	(क)	दो बिल्लियां और बन्दर
बाल माधुरी	(ख)	पृष्ठ 47 से 53
शब्द अभ्यास	(ग)	पृष्ठ 31 से 37
वाचन	(क)	बाल दिवस कब मनाया जाता है?
	(ख)	झंडे में कितने रंग होते हैं?
	(ग)	पेड़ों से हमें क्या मिलता है?
लेखन	(क)	चार अक्षरों के शब्द
	(ख)	सब्जियों के नाम
	(ग)	शब्द शुद्ध करो
	(घ)	श्रुतलेख

गतिविधि	(क)	Word Fountain (Page No. 25 from Curriculum Guidelines)
	(ख)	Lets talk from Child Craft Kit Page No. 52
मूल्यांकन के ढंग		सहायक सामग्री
चित्र देखकर पढ़ना, श्रुतलेख, कार्य प्रपत्र,		फलैश कार्ड, पाठ्य पुस्तक, दृश्यात्मक सामग्री, ई-समार्ट बोर्ड

दिसम्बर

सारे पाठ्यक्रम की दोहराई + मूल्यांकन – 3

कहानी दो बिल्लियाँ और बन्दर

एक बार दो बिल्लियों को रोटी का टुकड़ा मिला। दोनों उसे लेकर झगड़ने लगी। एक बन्दर उनको देख रहा था और बोला, “लाओ मैं तुम्हारा टुकड़ा बराबर बाँट दूँ।” बिल्लियों ने अपना टुकड़ा उसको दे दिया। बन्दर ने रोटी के दो हिस्से किए और कहा, ये टुकड़ा थोड़ा सा बड़ा है इसमें से थोड़ा सा मैं खा लेता हूँ। फिर बोला— “अब ये टुकड़ा बड़ा है, मैं खा लेता हूँ।” ऐसे करते करते वह सारी रोटी का टुकड़ा खा गया और बिल्लियाँ देखती रह गईं।

शिक्षा—आपसी झगड़ें में अपना ही नुकसान होता है।

मेरी अध्यापिका

- मेरी अध्यापिका का नाम श्रीमती/कुमारी _____ है।
- वह हमेशा सच बोलती हैं।
- वह बच्चों को बहुत प्यार से पढ़ाती हैं।
- वह हमें बहुत अच्छी बातें सीखाती हैं।
- मुझे अपनी अध्यापिका बहुत पसंद हैं।

GENERAL KNOWLEDGE

Tools of Evaluation	Teaching Aids
Oral testing , Identification of objects and pictures , Oral Questioning , Group discussion	Charts , Smart Board, Text Books, Real Objects

OCTOBER		
Name and Recognize	Page No. 17 to 21	
Topics	Birds, Flowers, Vegetables, Fruits, Opposites	
Conversation	1.	Which bird can see in the darkness?
	Ans.	Owl can see in the darkness
	2.	Which flower is named after sun?
	Ans.	Sunflower is named after sun.
	3.	Name any two leafy vegetables.
	Ans.	Spinach and cabbage are leafy vegetables.
	4.	Name any two juicy fruits.
	Ans.	Apple and orange are juicy fruits.
Morning Prayer and Lunch Prayer		
Activity	1. Animals and Birds (Collage work) 2. Transport Game 3. Visit to Garden	

NOVEMBER		
Name and Recognize	Page No. 22 , 23, 28, 31	
Topics	Colours, Festivals, Our Helpers, Building, Action Words	
Conversation	1.	How many colours are there in our national flag?
	Ans.	There are three colours in our national flag.

	2.	Name the festival of lights.
	Ans.	Diwali is the festival of lights.
	3.	Who guards our country?
	Ans.	Soldiers guard our country.
	4.	Where do Hindus go to pray?
	Ans.	Hindus go to temple to pray.
Morning Prayer and Lunch Prayer		
Activity	1.Filling a Balloon with Air-water 2.Candle Experiment 3.Germination of seed	

DECEMBER	Revision of whole syllabus + Assessment - 2
-----------------	--

VISUAL ART

Tools of Evaluation	Teaching Aids
Observation , neatness , drawing , creativity interest , imagination	Decorative material , Paper plates Colours etc.

OCTOBER	
Fun with colour	Page No. 11 to 14
Drawing File	Draw Dussehra Scene, Draw modes of transport
Activity	Craft Work – Paper mask

NOVEMBER	
Fun with colour	Page No. 15 to 17
Drawing File	Draw Diwali Scene, Parts of a plant
Activity	Collage work (things we get from plants)

DECEMBER	Revision of All Syllabus + Assessment 2
-----------------	--

HEALTH & PHYSICAL EDUCATION

Tools of Evaluation	Teaching Aids
Stamina, Team spirit, Health cleanliness, Activeness and Attentiveness	Ball, Music System, Blocks

OCTOBER	
	(1) Buttoning of shirt
	(2) P.T. Exercise-3,4
	(3) Relay Race

NOVEMBER	
	(1) Correct Posture
	(2) P.T. Exercise-3,4
Activity	Chinese Whisper(Curriculum Guidelines)

DECEMBER	
-----------------	--

	(1)	Meditation
	(2)	Musical Chair
	(3)	Fire in the mountain
Activity		Passing the Parcel(Curriculum Guidelines)

MUSIC / DANCE

Tools of Evaluation	Teaching Aids
Interest , Body Movement , Expression , Recitation , Gestures	Sound System ,Demonstration, CD, DVD

Note : Teacher will take daily practice of the following topics during Morning Assembly.

1.	Recitation of Gayatri Mantra
2.	Mool Mantra
3.	Prarthna – ऐ मालिक तेरे बन्दे हम (Eight Lines)
4.	Rhymes – Month Wise
OCTOBER	1. Out in the garden
	2. My Dear Ones
	3. दिवाली
Activity	Recorded Music (Page No. 42 from Curriculum Guidelines)

NOVEMBER	1. Water
	2. Fruit Seller

	3.	मोर
Activity	Musical Islands	

DECEMBER	Revision of whole Syllabus and + Assessment – 2
-----------------	--

ऐ मालिक तेरे बन्दे हम

ऐ मालिक तेरे बन्दे हम
ऐसे हों हमारे करम
नेकी पर चलें और बदी से टलें
ताकि हंसते हुए निकले दम
ये अँधेरा घना छा रहा
तेरा इंसान घबरा रहा
हो रहा बे खबर, कुछ न आता नज़र
सुख का सूरज छिपा जा रहा
है तेरी रोशनी में जो दम
तू अमावस को कर दे पूनम
नेकी पर चलें और बदी सेट लें
ताकि हंसते हुए निकले दम ..

SECOND TERM BLUE PRINT

(Oral / Practical)

ENGLISH		HINDI
Sr.No.	Contents	Contents
1.	Uniform	Uniform
2.	Discipline	Condition of book
3.	Condition of Books	Discipline
4.	Composition 'My Mother'	त्योहारों के नाम/ मौखिक प्रश्न
5.	Story 'i vowel story'	कहानी 'दो बिल्लियाँ और बंदर
6.	Book Reading & Picture Recognition	मेरी अध्यापिका
7.	Basic Conversation / Table Manners	पुस्तक द्वारा चित्र पहचान/पुस्तक पढ़ना

MATHEMATICS		GENERAL KNOWLEDGE
Sr.No.	Contents	Contents
1.	Uniform	Uniform
2.	Discipline	Discipline
3.	Condition of Book	Condition of Books
4.	Concepts (Long / Short, Fat / Thin)	Prayer(Morning & Lunch)
5.	Recognition of Shapes	Conversation: Question/answer
6.	Mental Ability (Addition on Finger + After, Before	Name any 5(Ask opposites/Action words)
7.	Table of 3	Name any 5(Festivals/our helpers/flowers)
8.	Verbal Counting	Recognition of Picture & Articles

MUSIC AND DANCE		PHYSICAL EDUCATION
Sr.No.	Contents	Contents
1.	Uniform	Uniform
2.	Discipline	Discipline
3.	Recitation of Gayatri Mantra / Mool Mantra	Game – Fire in the mountain
4.	Prarthna	Race + On toes / Frog race
5.	One Rhyme in Hindi(LIVE)	P.T. Exercise – 3,4
6.	One Rhyme in English (LIVE)	Ball at the Target, Target Throw
7.	Action with Hindi Rhyme(CD)	-
8.	Action with English Rhyme(CD)	-

UNIT - III (JANUARY TO MARCH)

ENGLISH

JANUARY		
Listening Skill	(a)	o, u vowel sound stories
Speaking Skill	a)	Conversation :
	(i)	Give your Introduction
	(ii)	Five Safety rules
Reading Skill	(a)	Reading with correct pronunciation Page No. 51 to 58
Writing Skill	(a)	o,u vowel sound words
	(b)	Name the picture

	(c)	Match the name with picture
	(d)	Use of in, on, under
	(e)	Use of a, an
	(f)	Use of This, That
Integrated Activity Book		Pages – 63 to 70
Activity	1.	Initial sound game- (Curriculum Guidelines Page No. 64)

Tool of Evaluation	Teaching aids
Group Discussion, Dictation, Oral Questioning, Story telling	CD, Stereo Player, Child Craft Kit, Chalk, Duster, Green Board

FEBRUARY		
Listening Skill	(a)	o,u vowel sound words
Speaking Skill	a)	Conversation :
	(i)	Give your Introduction
	(ii)	Speak out five safety rules
Reading Skill	(a)	Reading with correct pronunciation page no- 59 to 66
Writing Skill	(a)	o,u vowel sound words
	(b)	Use of in, on, under
	(c)	Use of a, an
	(d)	Use of This, That

Integrated Activity Book		Page No. 71 to 78
Activity	1.	Find the Partner

Tool of Evaluation	Teaching aids
Group Discussion, Dictation, Oral Questioning, Story telling	CD, Green Board, E- Smart Board

MARCH	Assessment – 3
--------------	-----------------------

Safety Rules

1. Don't run on the road.
2. Always walk on the footpath.
3. Don't play with fire.
4. Don't touch the electric plugs.
5. Don't play with sharp objects.

MATHEMATICS

JANUARY	
Counting	151 to 200
Backward Counting	100 to 51
Sums of Addition	2 digits(Without carry)
Dictation	101 to 200
Book Pages	65 to 77
Shape	Rectangle, Square

Table	5	
Activity	(i)	Puzzles (Page No. 78 of Curriculum Guidelines)
	(ii)	Repeat and Add (Page no. 79 of Curriculum Guidelines)
Concept	Heavy / Light	

Tools of Evaluation	Teaching aids
Worksheets, Green Board Test, Verbal Counting, Written Test	Shape cards, Number cards, E- Smart board, Child Craft Kit, Classroom Objects.

FEBRUARY	
Counting	151 to 200
What comes After, Before, Between	1 to 100
Number Names	10,20,30,40,50,60,70,80,90,100
Sums of Subtraction	Single digit (0-9)
Dictation	101 to 200
Put the sign(<, >, =)	1 to 100
Book Pages	78 to 89
Table	5
Activity	(i) Place value (Page No. 29 of Curriculum Guidelines)
	(ii) Abacus (Page No.65 of Child Craft Kit)
Concept	Less / More
Revision	

Tools of Evaluation	Teaching aids
Worksheets, Green Board Test, Verbal Counting	Shape cards, Number cards, E- Smart board, Child Craft Kit

MARCH	Assessment – 3
--------------	-----------------------

हिन्दी

<u>जनवरी</u>		
श्रवण/पाठन		
कहानी	(क)	शेर और चूहा
बाल माधुरी	(ख)	पृष्ठ 54 से 62
शब्द अभ्यास	(ग)	पृष्ठ 38 से 46
वाचन	(क)	मेरा विद्यालय पर पाँच वाक्य सुनाए।
	(ख)	एक साल में कितने महीने होते हैं ?
	(ग)	सर्दी में हम कैसे कपड़े पहनते हैं ?
लेखन	(क)	तीन अक्षरों के शब्द
	(ख)	चार अक्षरों के शब्द
	(ग)	चित्र देखकर नाम लिखो
	(घ)	चित्र का नाम से मिलान करो
	(ङ)	समान लय वाले शब्द
गतिविधि	(क)	Rhyming Words (Curriculum Guidelines Page No. 68)

	(ख)	जोड़ो तो जानो(Child Craft Kit Page No. 50)
मूल्यांकन के ढंग		सहायक सामग्री
चित्र देखकर पढ़ना, श्रुतलेख, कार्य प्रपत्र,		फलैश कार्ड, पाठ्य पुस्तक, दृश्यात्मक सामग्री, ई-समार्ट बोर्ड

फरवरी		
श्रवण/पाठन		
कहानी	(क)	शेर और चूहा
बाल माधुरी	(ख)	पृष्ठ 63 से 68
शब्द अभ्यास	(ग)	पृष्ठ 47 से 51
वाचन	(क)	जानवरों के नाम बताओ।
	(ख)	पक्षियों के नाम बताओ।
लेखन	(क)	आ की मात्रा के शब्द
	(ख)	अंगों के नाम
	(ग)	अरिक्त स्थान भरो
	(घ)	श्रुतलेख
गतिविधि	(क)	Catch the odds (Child Craft Kit Page No. 55)
	(ख)	Be quick (Child Craft Kit Page No. 56)
मूल्यांकन के ढंग		सहायक सामग्री
चित्र देखकर पढ़ना, श्रुतलेख, कार्य प्रपत्र,		फलैश कार्ड, पाठ्य पुस्तक, दृश्यात्मक सामग्री, ई-समार्ट बोर्ड

मार्च

मूल्यांकन – 3

कहानी-शेर और चूहा

एक शेर था। वह सो रहा था। तभी वहा एक चूहा आया और शेर के ऊपर कूदने लगा। शेर ने उसे पकड़ लिया। चूहा बोला, "मुझे छोड़ दो। मैं तुम्हारे काम आऊँगा।" शेर ने उसे छोड़ दिया। कुछ दिन बाद एक शिकारी आया। उसने अपना जाल बिछाया। शेर जाल में फँस गया और जोर से चिल्लाने लगा। तभी वहा वही चूहा आया, उसने जाल को काट दिया और शेर आज़ाद हो गया।

शिक्षा—कर भला हो भला

मेरा विद्यालय

- 1 मैं डी. ऐ. वी. स्कूल समाना में पढ़ता/ पढ़ती हूँ।
- 2 यह समाना में है।
- 3 इसकी इमारत बहुत बड़ी है।
- 4 यह खुला और हवादार है
- 5 मुझे मेरा स्कूल बहुत पसंद है।

GENERAL KNOWLEDGE

Tools of Evaluation	Teaching Aids
Oral testing , identification of objects and pictures , oral questioning , Group discussion	Charts , smart board , text books , real objects.
JANUARY	
Name and Recognize	Page No. 32, 33 , 36 , 42 , 43

Topics	In the Amusement Park, Vehicles, On the road Communication	
Conversation	1.	How many children can sit on the see saw?
	Ans.	Two children can sit on the see saw.
	2.	Which is the fastest means of transport?
	Ans.	Aeroplane is the fastest means of transport.
	3.	Name any two communication devices.
	Ans.	Mobile and computer are communication devices.
	4.	Who controls traffic on the road?
	Ans.	Traffic Police controls traffic on the road.
Morning Prayer and Lunch Prayer		
Activity	Role Play on Birthday party	

FEBRUARY

Name and Recognize	Page No. 44 to 48	
Topics	At the zoo , Birthday Party , Currency	
Conversation	1.	Which is our national animal?
	Ans.	Tiger is our national animal.
	2.	Which is our national bird?
	Ans.	Peacock is our national bird.
	3.	When does your birthday fall?
	Ans.	My birthday falls on _____.
	4.	Who's photo is seen on the Indian Currency ?

	Ans.	Mahatma Gandhi's photo is seen on the Indian Currency.
Morning Prayer and Lunch Prayer		
Activity	1.Sensory Play (Page No. 33 from Curriculum Guidelines) 2.Light(Tracing of Shadow) + Revision of whole syllabus	

MARCH	Assessment – 3
--------------	-----------------------

VISUAL ART

Tools of Evaluation	Teaching Aids
Observation, neatness , drawing , creativity , interest , imagination	Decorative material , colours , pencil, eraser etc.

JANUARY	
Fun with colour	Page No. 18 to 21
Drawing File	Draw Birthday Scene, Nature Scene
Activity	Craft Work – Card Making on New Year

FEBRUARY	
Fun with colour	Page No. 22 to 24
Drawing File	Draw Rainy Day Scene
Activity	Stick puppet + Revision of whole Syllabus

MARCH	Assessment – 3
--------------	-----------------------

HEALTH & PHYSICAL EDUCATION

Tools of Evaluation	Teaching Aids
Stamina, Team spirit, Health, cleanliness, Activeness and Attentiveness	Ball, Music System, Lemon, Spoon, Chairs

JANUARY	
	(1) Obstacle Race
	(2) Lemon and Spoon Race
	(3) Game : Lion and the Goat
	(4) Statues
	(5) Follow the Leader
	(6) Simon Says

FEBRUARY	
	(1) Mask Race
	(2) P.T.Exercise- 3,4
	(3) Passing the parcel.
	(4) Follow the Leader
MARCH	Assessment – 3

MUSIC / DANCE

Tools of Evaluation	Teaching Aids
Interest , Body Movement , Expression , Recitation , Gestures	Sound System ,Demonstration, CD, DVD

Note : Teacher will take daily practice of the following topics during Morning Assembly.

- | | |
|----|---|
| 1. | Recitation of Gayatri Mantra |
| 2. | Mool Mantra |
| 3. | Prarthna – ऐ मालिक तेरे बन्दे हम (Eight Lines) |
| 4. | Rhymes – Month Wise |

JANUARY

- | | |
|----|-----------------|
| 1. | My Family |
| 2. | Vegetables |
| 3. | सोने की चिड़िया |

Activity

Creative Dance (Page No. 42 from Curriculum Guidelines)

FEBRUARY

- | | |
|----|--------------|
| 1. | Hop a little |
| 2. | हवा |
| 3. | नटखट बंदर |

Activity

Pantomime(Page No. 44 from Curriculum Guidelines)

MARCH**Assessment – 3**

THIRD TERM BLUE PRINT

(Oral / Practical)

HINDI		MATHEMATICS
Sr.No.	Contents	Contents
1.	Uniform	Uniform
2.	Condition of book	Discipline
3.	Discipline	Condition of Books
4.	जानवरों के नाम / पक्षियों के नाम	Concepts (Heavy / Light, Less / More)
5.	मौखिक प्रश्न	Recognition of shapes
6.	पुस्तक द्वारा चित्र पहचान/ पुस्तक पढ़ना	Mental Ability (Addition on fingers + What comes After, Before, Between)
7.	कहानी ' शेर और चूहा	Table 5
8.	मेरा विद्यालय	Verbal Counting

ENGLISH		HEALTH AND PHYSICAL EDUCATION
Sr.No.	Contents	Contents
1.	Uniform	Uniform
2.	Discipline	Discipline
3.	Condition of Books	Commands
4.	Give your introduction + Safety Rules	Race – Hurdle Race, Lemon & Spoon Race, Relay Race
5.	Picture Recognition + Book Reading	Game – Lion and the Goat
6.	'o', 'u' vowel sound stories	Musical Chair, Passing the parcel
7.	-	P. T. Exercise – 3, 4

GENERAL KNOWLEDGE		MUSIC / DANCE
Sr.No.	Contents	Contents
1.	Uniform	Uniform
2.	Discipline	Discipline
3.	Condition of Book	Recitation of Gayatri Mantra / Mool Mantra
4.	Prayer(Morning & Lunch)	Prarthna
5.	Conversation: Question/answer	One Rhyme in Hindi(LIVE)
6.	Name (Transport-land/Air-water)	One Rhyme in English(LIVE)
7.	Name any 5(Communication/Things used in birthday party)	Action with Hindi Rhyme(CD)
8	Recognition of Picture & Articles	Action with English Rhyme(CD)

CALENDAR ACTIVITIES

Sr. No.	Month	Name of the Activity
1.	May	Mothers Day(Colouring contest)
2.	July	Table Manners
3.	September	-
4.	August	Janamashtmi Celebration
5.	October	Colouring Competition-Diwali
6.	November	Children's Day Celebration
7.	December	-
8.	January	Rhymes Competition



ओ३म्
DAV PUBLIC SCHOOL SAMANA
(SENIOR SECONDARY)
CBSE AFFILIATED-1630571



MEDICAL PLANNER FOR CLASSES
LKG to 3rd (JUNIOR)
SESSION: 2022-23



MONTH	TOPICS
APRIL	Don't be a dope; wash your hands with water and soap. Hand washing drill!
MAY	"Health for All"& "My Health Vocabulary. "
JULY	Healthy food in school Tiffin, that's really cool!& Healthy Tiffin Competition (World Food Day)
AUGUST	No trespassing, this is my body!& Body boundaries + underpants rules.
SEPTEMBER	Hey child, know the real deal about your meal.& Good manners & Kindness always in fashion.
OCTOBER	Give a hoot-eat more fruit.& Autumn veggies and fruits.
NOVEMBER	Are you Winter Ready?& Protect Health from Climate Change.
DECEMBER	You could be first on scene, learn basic first aid.& Know The Helplines
JANUARY	Know safety, No pain.& Buddies not Bullies.
FEBRUARY	Brush your pearls!& Oral health for a healthy life.

Dr Mohan Lal Sharma
Principal

Suggestive Activities for FIT India Movement

March 2022-Feb 2023

Sr. No.	Month	Theme based Activities
1.	March-April	<p style="text-align: center;">FIT INDIA FITNESS ASSESSMENT</p> <ul style="list-style-type: none"> • Fitness assessment by teachers and parents on Fit India Mobile ApP • Participation in Fit India Quiz as audience on Fit India Mobile App <ul style="list-style-type: none"> ○ Fitness Ka Dose Aadha Ghanta Roz- doing daily physical activities like Yoga/Free hand exercise/ dance/ playing sports etc. for half an hour atleast.
2.	May-June	<p style="text-align: center;">MENTAL FITNESS AND YOGA</p> <ul style="list-style-type: none"> • Learn Common Yoga Protocols, different poses of Yoga through Fit India Mobile App • Celebration of “Yoga Day” (Age-appropriate Yoga Activities) • Rhythmic Yoga on patriotic songs and share your stories on Fit India Mobile App • Pranayam, Meditation/ Mindfulness activities every day. • Daily Yoga, Stretching, Hand exercises may be included in assembly to make fitness part of students’/teachers’ daily lifestyle • Focus on Mind games like chess, Sudoku, Puzzle etc.
3.	July	<p style="text-align: center;">FITNESS ASSESSMENT OF STUDENTS THROUGH PE TEACHERS AND INDIGENOUS SPORTS</p> <ul style="list-style-type: none"> • Participate in Khelo India National Fitness programme for schools through Fit India Mobile App • Learn different Indigenous/ traditional sports on Fit India Mobile App • Organization of indigenous/traditional sports, martial arts, dance with theme — Hamari Sanskriti Se Fitness

4.	August - September	<p style="text-align: center;">FIT INDIA FREEDOM RUN</p> <ul style="list-style-type: none"> • Organizing Fit India Freedom Run at iconic and historic importance places by registering on Fit India Mobile App • Share your Run with friends/family and challenge them on 1-it India Mobile App • Fit India Freedom Run to start/culminate with patriotic songs/stories on freedom struggle of local heroes (Staff, Students & Community) • Places associated with Independence Movement in states/UTs to
		<p>be selected for culmination/ starting of Freedom run</p> <ul style="list-style-type: none"> • In morning assembly plays / role-plays may be conducted on various historically important events. • Stories/Talks/Essay competition on one Freedom Fighter/local hero of Freedom struggle at least once every week
5.	October	<p style="text-align: center;">FIT INDIA PLOG RUN</p> <ul style="list-style-type: none"> • Organise and register FIT India Plogrun on Fit India Mobile App • Virtual connect with Plogging communities on Fit India Mobile App with share your stories feature • Plays/ Rallies with themes such as Swachta, Ahinsa and other values of Mahatma Gandhi • Cultural programs depicting importance of Mahatma Gandhi in India's Independence • Swachhata Pledge/ Water Saving Pledge
6.	November- December	<p style="text-align: center;">FIT INDIA SCHOOL WEEK AND FITNESS ASSESSMENT</p> <ul style="list-style-type: none"> • Celebrating 5-6 days in a week for fitness related activities • Inter and Intra Sports Competitions • Motivate & aware parents, community regarding doing daily fitness activities. • Participate in Khelo India National Fitness programme for schools through Fit India Mobile App • Fitness assessment by teachers and parents on Fit India Mobile App
7.	January- February	<p style="text-align: center;">FIT INDIA NEW YEAR SPECIAL AND FITNESS ASSESSMENT</p> <ul style="list-style-type: none"> • Welcoming new year with fitness events • Participate in Khelo India National Fitness programme for schools through Fit India Mobile App • Fitness assessment by teachers and parents on Fit India Mobile App • Participation in Fit India Quiz as audience on Fit India Mobile App • Collage making and poster competition on Healthy Food Habits and Importance doing daily fitness activities

आर्य पर्व(2022-23)

क्रम संख्या	तिथि	पर्व
1.	10अप्रैल,2022	रविवार आर्य समाज स्थापना दिवस
2.	19अप्रैल,2022	मंगलवार महात्मा हंसराज जन्म दिवस
3.	26 अप्रैल,2022	मंगलवार पंडित गुरुदत्त विद्यार्थी जन्म दिवस
4.	1जून,2022	बुधवार डी.ए .वीदिवस स्थापना
5.	14सितम्बर,2022	बुधवार गुरु विरजानंद पुण्यतिथि
6.	5 अक्तूबर,2022	बुधवार स्वामी विरजानंद जयंती
7.	15 अक्तूबर,2022	शनिवार महात्मा आनंद स्वामी जन्म दिवस
8.	24 अक्तूबर,2022	शनिवार महात्मा आनंद स्वामी पुण्यतिथि
9.	24अक्तूबर,2022	सोमवार ऋषि निर्वाणोत्सव
10.	21 अक्तूबर,2022	सोमवार रामचंद्र छत्रपति बलिदान दिवस
11.	21 अक्तूबर,2022	सोमवार रामचंद्र छत्रपति बलिदान दिवस
12.	14 नवम्बर,2022	सोमवार स्वामी दयानंद विरजानंद की कुटिया
13.	15 नवम्बर,2022	रविवार महात्मा हंसराज पुण्यतिथि
14.	19 दिसम्बर,2022	सोमवार पंडित राम प्रसाद बिस्मिल बलिदान दिवस
15.	23 दिसम्बर,2022	शुक्रवार स्वामी श्रद्धानंद बलिदान दिवस
16.	15जनवरी,2023	वीरवार स्वामी विवेकानंद जयंती
17.	28 जनवरी,2023	शनिवार लाला लाजपतराय जयंती
18.	12फ़रवरी,2023	बुधवार ऋषि दयानंद सरस्वती जन्म दिवस
19.	18फ़रवरी,2023	शनिवार ऋषि बोधोत्सव
20.	21 फ़रवरी,2023	मंगलवार मुनि मुनिशवरकनन्द
21.	19 मार्च,2023	रविवार पंडित गुरुदत्त विद्यार्थी पुण्यतिथि

Important Days (Awareness) Session 2022-23

<u>APRIL</u>				
<u>S.No</u>	<u>Date</u>	<u>Day</u>		<u>Celebration</u>
1.	7 th April,2022	Thursday	World Health Day	Awareness
2.	10 th April,2022	Sunday	Arya Samaj SathapanaDiwas,	HawanYajna , Speech By House
3.	12 th April,2022	Tuesday	New Session Beginning 1 st to 12 th	Hawan Yajna (Mangal Kamna Diwas)
4.	16 th April,2022	Saturday	New Session Beginning LKG & UKG	Hawan Yajna (Mangal Kamna Diwas)
5.	13 th April,2022	Wednesday	Jallianwala Bagh Massacre	Awareness
6.	14 th April,2022	Thursday	Baisakhi/Mahavir Jayanti	Awareness + Speech
7.	14 th April,2022	Thursday	Dr. B.R. Ambedkar Jayanti	Awareness
8.	18 th April,2022	Monday	World Heritage Day	Awareness By Social Science Faculty
9.	19 th April,2022	Tuesday	Mahatma Hans Raj Jayanti	Tribute By Running House
10.	21 st April,2022	Thursday	National Civil Service Day(India)	Awareness
11.	22 nd April,2022	Friday	World Earth Day	Awareness
12.	23 rd April,2022	Saturday	World Book Day	Awareness
13.	25 th April,2022	Monday	World Malaria Day	Awareness
14.	26 th	Tuesday	World Intellectual	Awareness

	April,2022		Property Day	
15.	29th April,2022	Friday	International Dance Day	Awareness
<u>May</u>				
<u>Sr. No.</u>	<u>Date</u>	<u>Day</u>	<u>Celebration</u>	
1.	1st May,2022	Sunday	International Labour Day	Activity of Grade-D By House +Classes 11th& 12th
2.	1st May,2022	Sunday	World Laughter Day	Awareness
3.	3rd May,2022	Tuesday	World Press Freedom Day	Awareness
4.	3rd May,2022	Tuesday	Parshuram Jayanti	Awareness
5.	4th May,2022	Wednesday	International Firefighters Day	Awareness
6.	7th May,2022	Saturday	Rabindranath Tagore Jayanti	Awareness
7.	8th May,2022	Sunday	World Red Cross Day	Speech By House
8.	8th May,2022	Sunday	Mothers Day	Celebration By Pre- Primary (LKG to 3rd)
9.	11th May,2022	Wednesday	National Technology Day	Awareness
10.	16th May,2022	Monday	Buddha Purnima	Awareness
11.	17th May,2022	Tuesday	<ul style="list-style-type: none"> • World Telecommuni- cation and Information Society Day • World Hypertension Day 	Awareness
12.	21st May,2022	Saturday	National Anti Terrorism Day	Awareness
13.	31st May,2022	Tuesday	World No Tobacco Day/Anti Tobacco Day	Speech By House+ Poster Making by Class 10th& 11th

JUNE

<u>S.No</u>	<u>Date</u>	<u>Day</u>		<u>Celebration</u>
1.	1 st June,2022	Wednesday	DAV Foundation Day- (Hawan Yajna) Global Day of Parents	Hawan
2.	3 rd June,2022	Friday	Guru Arjan Dev Ji Martydom Day	Speech
3.	5 th June,2022	Sunday	World Environment Day	Speech
4.	7 th June,2022	Tuesday	World Food Safety Day	Awareness
5.	12 th June,2022	Sunday	Anti ChildLabour Day	Awareness
6.	14 th June,2022	Tuesday	World Blood Donor Day	Awareness
7.	14 th June,2022	Tuesday	Sant Kabir Jayanti	Awareness
8.	19 th June,2022	Sunday	Father's Day	Speech
9.	21 st June,2022	Tuesday	International Yoga Day	(Celebration by NCC Cadets)
10.	21 st June,2022	Tuesday	World Music Day	Celebration by Music Department
11.	26 th June,2022	Sunday	International Anti Drug Day	Speech

JULY

<u>S.No</u>	<u>Date</u>	<u>Day</u>		
1.	11 th July,2022	Monday	World Population Day	Awareness
2.	15 th July,2022	Friday	World Youth Skill Day	Awareness
3.	26 th July,2022	Tuesday	Kargil Vijay Diwas	Awareness
4.	28 th July,2022	Thursday	<ul style="list-style-type: none"> • World Hepatitis Day • World Nature Con- servation Day 	Awareness
5.	31 st July,2022	Sunday	Martyrdom Day of SaheedUdam Singh Ji	Tribute by Running House

AUGUST

<u>S.No</u>	<u>Date</u>	<u>Day</u>		
1.	11 th Aug,2022	Thursday	Raksha Bandhan (Rakhi)	Celebration
2.	12 th Aug,2022	Friday	World Youth Day Sanskrit Diwas	Awareness
3.	15 th Aug,2022	Monday	Independence Day	Celebration
4.	19 th Aug,2022	Friday	<ul style="list-style-type: none"> • World Photography Day • Janamashtami (Krishnostav) 	Awareness+Speech Celebration by Primary Block
5.	20 th Aug,2022	Thursday	National SadhbhavanaDiwas	Awareness
6.	21 st Aug,2022	Sunday	World Senior Citizen Day	Awareness
7.	26 th Aug,2022	Friday	Women Equality Day	Awareness
8.	28 th Aug,2022	Sunday	Prakash Utsav Shri Guru Granth Sahib Ji	Speech
9.	29 th Aug,2022	Monday	National Sports Day	Awareness
10.	30 th Aug,2022	Tuesday	Teej (Hari Talika)	Celebration

SEPTEMBER

<u>S.No</u>	<u>Date</u>	<u>Day</u>		
1.	5 th Sep,2022	Monday	Teachers Day (Guru Utsav)	Celebration By Running House
2.	8 th Sep,2022	Thursday	International Literacy Day + Onam	Speech + Awareness
3.	14 th Sep,2022	Wednesday	Hindi Diwas	Speechand Celebration by Hindi Department
4.	15 th Sep,2022	Thursday	<ul style="list-style-type: none"> • International Democracy Day 	Awareness

			• Engineer's Day	
5.	16 th Sep,2022	Friday	World Ozone Preservation Day	Awareness
6.	21 st Sep,2022	Wednesday	International Peace Day	Awareness
7.	26 th Sep,2022	Monday	Maharaja Aggarsain Jayanti	Speech
8.	27 th Sep,2022	Tuesday	World Tourism Day	Awareness
9.	29 th Sep,2022	Thursday	World Heart Day	Awareness

OCTOBER

<u>S.No</u>	<u>Date</u>	<u>Day</u>	<u>Celebration</u>	
1.	2 nd Oct,2022	Sunday	<ul style="list-style-type: none"> • Mahatama Gandhi Jayanti & Non Violence Day • Lal Bahadur Jayanti 	Tribute by Houses
2.	4 th Oct,2022	Tuesday	World Animal Welfare Day	Awareness
3.	5 th Oct,2022	Wednesday	Dussehra	Celebration By Running House
4.	8 th Oct,2022	Saturday	Indian Air Force Day	Awareness
5.	9 th Oct,2022	Sunday	Maharishi Valmiki Jayanti	Speech
6.	11 th Oct,2022	Tuesday	<ul style="list-style-type: none"> • International Girl Child Day Purab • Prakash Purab of Shri Guru Ram Dass Ji 	Awareness +Speech
7.	13 th Oct,2022	Thursday	Karva Chauth	Speech
8.	15 th Oct,2022	Saturday	World Students Day	Awareness
9.	16 th Oct,2022	Saturday	<ul style="list-style-type: none"> • World Food Day • Janam Diwas of Baba Banda Singh Ji Bahadur 	Awareness

10.	24 th Oct,2022	Monday	<ul style="list-style-type: none"> • Diwali • United Nations Day 	Awareness + Speech
11.	25 th Oct,2022	Tuesday	Govardhan Pooja + Vishavkarma Day	Speech
12.	26 th Oct,2022	Wednesday	Bhai Dooj	Speech
13.	30 th Oct,2022	Sunday	Chath Pooja	Awareness
14.	31 st Oct,2022	Monday	National Unity Day	Awareness

NOVEMBER

<u>S.No</u>	<u>Date</u>	<u>Day</u>		
1.	1 st Nov,2022	Tuesday	Punjab Diwas	Awareness
2.	8 th Nov,2022	Tuesday	Shri Guru Nanak Dev Jayanti	Celebration by Punjabi Department
3.	14 th Nov,2022	Monday	Children Day	Celebration By Pre Primary Block
4.	28 th Nov,2022	Monday	Martydom Day of Shri Guru Tegh Bahadur Ji	Speech +Tribute

DECEMBER

<u>S.No</u>	<u>Date</u>	<u>Day</u>		
1.	1 st Dec,2022	Thursday	World AIDS Day	Awareness
2.	2 nd Dec,2022	Friday	<ul style="list-style-type: none"> • World Computer Literacy Day • National Pollution Control Day 	Speech + Awareness
3.	4 th Dec,2022	Sunday	Indian Navy Day	Awareness
4.	7 th Dec,2022	Wednesday	Indian Armed Forces Flag Day	Awareness
5.	9 th Dec,2022	Friday	International Anti-Corruption Day	Awareness

6.	10 th Dec,2022	Saturday	Human Rights Day	Awareness
7.	22 nd Dec,2022	Thursday	National Mathematics Day	Celebration by Maths Department
8.	23 rd Dec,2022	Friday	Swami Shradhanand Balidan Diwas	Tribute By Running House
9.	24 th Dec,2022	Saturday	National Consumer Day	Awareness
10.	25 th Dec,2022	Sunday	Christmas Day	Celebration by Pre-Primary
11.	26 th to 28 th Dec,2022	Monday, Tuesday, Wednesday	Shaheedi Jor Mela	Tribute by Running House
12.	29 th Dec,2022	Thursday	Parkash Purab Shri Guru Gobind Singh Ji	Speech

JANUARY

<u>S.No</u>	<u>Date</u>	<u>Day</u>		
1.	1 st Jan,2023	Sunday	New Year	(Hawan Yajna)
2.	6 th Jan,2023	Friday	National Technology Day	Awareness
3.	12 th Jan,2023	Thursday	National Youth Day	Awareness
4.	14 th Jan,2023	Saturday	Lohri	(Celebration by Senior Block + Running House)
5.	15 th Jan,2023	Sunday	Makar Sankranti / Pongal	Speech
6.	23 rd Jan,2023	Monday	Neetaji Subhash Chandra Bose Birth Anniversary	Awareness
7.	25 th Jan,2023	Wednesday	<ul style="list-style-type: none"> • Basant Panchmi • National Voters Day • Indian Tourism Day 	Awareness
8.	26 th Jan,2023	Thursday	Republic Day	Celebration by Running House
9.	30 th Jan,2023	Monday	Mahatama Gandhi Martyrdom Day	Tribute by Running House

FEBRUARY

<u>S.No</u>	<u>Date</u>	<u>Day</u>		
1.	4 th Feb,2023	Saturday	World Cancer Day	Awareness
2.	5 th Feb,2023	Sunday	Guru Ravidas Jayanti	Speech
3.	15 th Feb,2023	Wednesday	Maharishi Dayanand Saraswati	Celebration by running House
4.	18 th Feb,2023	Saturday	MahaShivratri	Celebration/Speech
5.	20 th Feb,2023	Monday	World Day of Social Justice	Awareness
6.	21 st Feb,2023	Tuesday	Matri Bhasha Divas	Celebration By Punjabi Teachers
7.	23 rd Feb,2023	Wednesday	World Peace & Understanding Day	Awareness
8.	28 th Feb,2023	Tuesday	National Science Day	Celebration By Science Teachers

MARCH

<u>S.No</u>	<u>Date</u>	<u>Day</u>		
1.	1 st March,2023	Wednesday	Rishi Bodh Utsav	Awareness
2.	3 rd March,2023	Friday	National Defence Day	Awareness
3.	8 th March,2023	Wednesday	Holi + International World Women's Day	Celebration By Running House
4.	15 th March,2023	Wednesday	World Consumer Rights Day	Awareness
5.	22 th March,2023	Wednesday	World Water Day	Awareness



ओ३म्
DAV PUBLIC SCHOOL SAMANA
(SENIOR SECONDARY)
CBSE AFFILIATED-1630571







NEAR CHAK AMRITSARIA PATRAN ROAD, SAMANA - 147101, DIST. PATIALA (PB)

List of Activities under Ek Bharat Shreshta Bharat

Sr.No	Description of Activity	Month/Day/ Location	Learning Outcome
1	Exposure of students to the alphabets, songs, proverbs and 100 sentences in the languages of the partnering State/UT.	Academic Year/ Every Week / school premises	It will develop the linguistic capacity of the students.
2	Essay Competition among students in the language of the partnering State/UT	Academic Year	It will develop multi-linguistic skills in students.
3	Drama/Role Play on culture, history, the tradition of partnering State/UT.	Academic Year/school premises	The students will be able to learn the culture of the partnering State/UT.
4	Identification/translation and dissemination of similar proverbs in the language of partnering State/UT.	Academic Year	The students will be able to learn the language and culture of the Partnering state/UT.
5	“Themed Display Board/Wall magazine” on the partnering state. (Historical Monuments, Dressing Style, painting, handicrafts, alphabet and basic sentences of the partnering State/UTs).	Round the Year/ school premises	The pictorial representation will help them in learning and Understanding about partnering States/UTs
6	Pledge on Swachhta/ Single-use plastic/water saving/ National Unity in the language of partnering states/UTs	At least two times every month/ Schools’ premises during morning assembly.	The students will have exposure to partnering state language. Enhance social responsibility among students.
7	“Questions/Answer session” (Quiz) on partnering States/UTs. (Know Your Partner States/UTs)	Once in a month/ Morning Assembly.	It will help students to remember the important facts about partnering States/UTs.
8	“State Day Celebration” of partner State/UT	On State Day/ School Premises	It will develop a sense of unity among the students of both the States/UTs.

House Information

2022-23

House	Color	Motto	Tagline	Logo
Virtue	Red	Modesty	Self-Respect is the corner stone of all Virtues.	
Harmony	Green	Courage to Care	Caring is the gift of making the ordinary to Extraordinary.	
Charity	Blue	(Sympathy)	Charity makes dreams come true.	
Gratitude	Yellow	Thankful & Grateful	Gratitude Unlocks the fullness of life	

DO's AND DON'Ts

Do's



1. Give due regards to your elders.
2. Prepare yourself well to perform well.
3. Converse in English in School Campus.
4. Come to school well groomed, in proper Uniform.
5. Bring the student's diary to school daily.
6. Be regular in attendance and never be late to school. Attend morning assembly without fail.
7. Keep your classroom and school premises clean and tidy.
8. Turn off the taps after use.
9. Switch off fans and lights when not in use.
10. Be fair and honest at work. Always be considerate of the rights of others.
11. Make use of the Library.

Don'ts



1. Do not bring precious articles inschool.
2. Do not damage the school property.
3. Do not make noise in the classroom, corridors, auditorium or elsewhere in the school campus.
4. Do not bring gadgets such as mobile phones, I Pads, MP3's etc.
5. Do not be absent from school. 75% attendance is the minimum requirement.
6. Do not use abusive language.
7. Do not pluck flowers. Never touch electric plugs.
8. Do not wear expensive jewellery to school.
9. Don't involve in physical fights.
10. Do not come in personal vehicles to school.

CODE OF CONDUCT

- ❖ Converse in English in school campus.
- ❖ Come to school regularly. In case you want to avail leave, kindly get it sanctioned from class teacher.
- ❖ Ensure proper order and discipline while moving to the playground /assembly / library or any lab.
- ❖ Library books must be handled with extra care and must be returned in time.
- ❖ Shouting / Fighting or Indulging in unruly behavior in the school premises is forbidden.
- ❖ Kindly contribute to make your school clean DAV, Green DAV.
- ❖ Proper decorum should be maintained while singing National Anthem / DAV Anthem and School Prayers as a mark of patriotism.
- ❖ Students should not carry any sharp objects like blade, knife, paper cutter etc. as they can prove to be harmful.
- ❖ Possession of crackers / bursting crackers / playing with colours in the school is strictly prohibited.
- ❖ Any student found with expensive jewellery, mobile phone, CD's, any other objectionable article will be subjected to fine and confiscation of the above mentioned articles.

TEN PRINCIPLES OF THE ARYA SAMAJ

1. God is the primary source of all true knowledge and of all that can be known through it.
2. God is Existent, Intelligent and Blissful. He is Formless, Almighty, Just Merciful, Unborn, Infinite, Unchallengeable, Beginning less, Incomparable the support and Lord of all, Omniscient, Imperishable, Immortal, Fearless, Eternal, Holy and the Maker of the Universe. To him alone worship is due.
3. The Vedas are scriptures of true knowledge. It is the duty of all Aryas to read them, hear them being read and recite them to others.
4. We should always be ready to accept the truth and give up untruth.
5. All actions should be performed in conformity with Dharma, that is, after due consideration of right and wrong.
5. The primary aim of the Arya Samaj is to do good for all, that is, to promote their physical, spiritual and social well-being.
6. We should treat all people with love, fairness and due regards for their merit.
7. One should aim at dispelling ignorance and promoting knowledge.
8. One should not only be contented with one's own welfare but should look for it in the welfare of others also.
10. One should regard oneself under restriction to follow altruistic rulings of the society, while all should be free in following the rules of individual welfare

आर्य समाज के नियम

1. सब सत्य विद्या और जो पदार्थ विद्या से जाने जाते हैं,उन सब का आदि मूल पर मे श्वर है।
2. ईश्वर सच्चिदानंद स्वरूप,निराकार,सर्वशक्तिमान, न्यायकारी,दयालु,सर्वेश्वर,सर्वव्यापक,सर्वातर्यामी,अजर ,अमर,अभय,नित्य,पवित्र और सृष्टि कर्ता है उसी की उपासना करने योग्य है।
3. वेद सब सत्य विद्याओं की पुस्तक है। वेद का पढ़ना -पढ़ाना और सुनना-सुनाना सब आर्यों का परम धर्म है।
4. सत्य के ग्रहण करने और असत्य के छोड़ने में सर्वदा उद्यत रहना चाहिए।
5. सब काम धर्मानुसार अर्थात् सत्य और असत्य का विचार करके करना चाहिए ।
6. संसार का उपकार करना इस समाज का मुख्य उद्देश्य है अर्थात्शारीरिक, आत्मिक और सामाजिक उन्नति करना।
7. सबसे प्रीतिपूर्वक धर्मानुसार यथा योग्य वर्तना चाहिए
8. अविद्या का नाश और विद्या की वृद्धि करनी चाहिए
9. प्रत्येक को अपनी ही उन्नति से संतुष्ट न रहना चाहिए,किंतु सबकी उन्नति में अपनी उन्नति समझनी चाहिए।
10. सब मनुष्यों को सामाजिक सर्व हितकारी नियम पालने में परतंत्र रहना चाहिए और प्रत्येक हितकारी नियम में सब स्वतंत्र रहें।

TEN PRINCIPLES OF THE ARYA SAMAJ

1. God is the primary source of all true knowledge and of all that can be known through it.
2. God is Existent, Intelligent and Blissful. He is Formless, Almighty, Just Merciful, Unborn, Infinite, Unchallengeable, Beginning less, Incomparable the support and Lord of all, Omniscient, Imperishable, Immortal, Fearless, Eternal, Holy and the Maker of the Universe. To him alone worship is due.
3. The Vedas are scriptures of true knowledge. It is the duty of all Aryas to read them, hear them being read and recite them to others.
4. We should always be ready to accept the truth and give up untruth.
5. All actions should be performed in conformity with Dharma, that is, after due consideration of right and wrong.
6. The primary aim of the Arya Samaj is too good for all, that is, to promote their physical, spiritual and social well-being.
7. We should treat all people with love, fairness and due regards for their merit.
8. One should aim at dispelling ignorance and promoting knowledge.
9. One should not only be content with one's own welfare but should look for it in the welfare of other also.
10. One should regard oneself under restriction to follow altruistic rulings of the society, while all should be free in following the rules of individual welfare

आर्य समाज के नियम

1. सब सत्य विद्या और जो पदार्थ विद्या से जाने जाते हैं, उन सबका आदि मूल परमेश्वर है।
2. ईश्वर सच्चिदानंद स्वरूप, निराकार, सर्वशक्तिमान, न्यायकारी, दयालु, सर्वेश्वर, सर्वव्यापक, सर्वातर्यामी, अजर, अमर, अभय, नित्य, पवित्र और सृष्टिकर्ता है उसी की उपासना करने योग्य है।
3. वेद सब सत्य विद्याओं की पुस्तक है। वेद का पढ़ना-पढ़ाना और सुनना-सुनाना सब आर्यों का परम धर्म है।
4. सत्य के ग्रहण करने और असत्य के छोड़ने में सर्वदा उद्यत रहना चाहिए।
5. सब काम धर्मानुसार अर्थात् सत्य और असत्य का विचार करके करना चाहिए ।
6. संसार का उपकार करना इस समाज का मुख्य उद्देश्य है अर्थात् शारीरिक, आत्मिक और सामाजिक उन्नति करना ।
7. सबसे प्रीतिपूर्वक धर्मानुसार यथायोग्य वर्तना चाहिए ।
8. अविद्या का नाश और विद्या की वृद्धि करनी चाहिए।
9. प्रत्येक को अपनी ही उन्नति से संतुष्ट न रहना चाहिए, किंतु सबकी उन्नति में अपनी उन्नति समझनी चाहिए।
10. सब मनुष्यों को सामाजिक सर्वहितकारी नियम पालने में परतंत्र रहना चाहिए और प्रत्येक हितकारी नियम में सब स्वतंत्र रहें।