

॥ ओ३म् ॥



DAV PUBLIC SCHOOL, SAMANA

(Senior Secondary)

CBSE Affiliated (1630571)

Under : DAV College Managing Committee, New Delhi

Near Chak, Patran Road, Samana-147101 | Phone : 01764-221815,
9878144815

E-mail: davsamana@gmail.com, davsamana@yahoo.com

Website : www.davsamana.org

STUDY PLAN

Class 8th

Name _____

Section _____

Roll No. _____

Adm. No. _____

INDEX

SUBJECT	FIRST TERM	SECOND TERM
ENGLISH	10-13	13-14
HINDI	15-18	18-19
MATHEMATICS	19-21	22
SCIENCE	23-25	25-26
SOCIAL SCIENCE	26-29	29-30
PUNJABI	30-33	33-34
COMPUTER	34-35	36-38
VISUAL ART	38-39	39
GENERAL KNOWLEDGE	40-41	41-42
NAITIK SHIKSHA	42-44	45
SANSKRIT	46-47	47-48
PERFORMING ARTS	48-49	49-50
HEALTH & PHYSICAL EDUCATION	50-52	52-53
ACTIVITIES LIST OF EK BHARAT SHRESHTHA BHARAT	54	
ECO CLUB	55	
MEDICAL PLANNER	56	
TEST SCHEDULE & CALENDAR ACTIVITIES	57	
NATIONAL & INTERNATIONAL IMPORTANT DAYS	58-63	
ARYA PARV	63	
LIST OF HOLIDAYS	64	
SCHOOL HOUSES	65	
DO'S AND DON'TS	66	
CODE OF CONDUCT	66	
TEN PRINCIPLES OF THE ARYA SAMAJ	67	

ओ३म्

Principal Message



Dr. Mohan Lal Sharma
Founder Principal

"Education is a shared commitment between dedicated teachers, motivated students and enthusiastic parents with high expectations"

Dear Students

Today, the role of a school is not only to pursue academic excellence but also to encourage and empower its students to be lifelong learners, critical thinkers, and productive members of an ever-changing global society. More than a decade back DAV SAMANA pledged to transform education. The school that is being run under the able stewardship of Honorable President **Dr. Poonam Suri Ji** has earned its own position not only in Samana but also in its surrounding areas. At DAV, we provide an atmosphere to our students for multifaceted development, where children get such a platform which helps them to channelize their potential in the pursuit of excellence. This can only be possible in a holistic, student-centric environment.

The school is striving hard to make the best possible efforts to inculcate strong Vedic roots combining with academics and extra-curricular activities in the children. Transforming every individual into a self-reliant and independent citizen, the school provides an amalgam of scholastic and co-scholastic activities with International exposure. In our curriculum, the student is the primary focus and each child is involved in the learning process.

The parents are the most strengthening power in moulding the future of children. Their consistent support empowers us to do more and more. I pay my gratitude to them for their faith in us.

I am confident enough that the DAVIANS will make themselves stronger day by day, adding a new leaf to the grandeur of the school.

Blessings,

Dr. Mohan Lal Sharma
Principal

STUDY PLAN - AN IMPORTANT TOOL

Study plan is a technique that enables you to make the most efficient use of your time, resources and academic potentials. As we journey together, you may face many challenges and to enable you to overcome the obstacles we offer you this wonderful tool-Study Plan to make you familiar with the values and Academic Syllabi of the school. This will increase your awareness of how you study and you will become more confident. Make this planner a part of your schedule for getting success this year.

GREEN RULES

- ❖ Be kind, polite, helpful and aware of others' feelings.
- ❖ Try your best, work hard and learn from your own mistakes.
- ❖ Respect your educators.
- ❖ Make yourself presentable.
- ❖ Take responsibility for your education.
- ❖ Be organized.
- ❖ Don't be a distraction.
- ❖ Do the task with dedication.
- ❖ Stick to your goals.

GENERAL INSTRUCTIONS (FOR PARENTS)

- ❖ Parents are requested to co-operate with the school in its attempt to help towards their children's progress by paying attention to their regularity, punctuality and discipline.
- ❖ Constant vigilance on the part of the parents pays rich dividends. We earnestly recommend that parents should take interest in the daily activities of the children both inside and outside the school and check the diary daily for any notes from the teacher. Kindly attend all Parent-Teacher Meetings in the interest of your wards.
- ❖ If you have any suggestions regarding your ward's study, you are welcome to contact the Principal/ Supervisor/ Co-ordinator/Class Teacher/Subject Teacher during Parent-Teacher Meeting or with prior appointment with Principal/ Supervisor/ Co-ordinator between (9:00 a.m. to 10:00 a.m.).
- ❖ Parents are requested not to enter the class room either to see their wards or to seek interviews with the teachers during class hours. No half day/short leave will be given to the student.
- ❖ Unauthorized absence for 6 consecutive days renders the student liable to have his/her name struck off the rolls. Sick children should not be sent to the school for a test or an examination. Medical certificate may be sent along with an application on the same or next day positively. Student will be fined Rs.10 per day, if the child remains absent for the consecutive two days.
- ❖ Children when suffering from infectious disease should not be sent to school to attend classes. The student is required to produce a fitness certificate from a Medical Practitioner / Doctor on joining.
- ❖ Any change of Residential / Official Address / Telephone Number should be notified to the class teacher and school office immediately.
- ❖ Ensure that the child maintains personal hygiene, has nutritious breakfast and diet and avoids eatables from roadside vendors.

- ❖ Students are not allowed to carry / use "Mobile Phones" within the school premises.
- ❖ As the medium of instruction in the school is English. So, children should be helped to follow their work easily and intelligently by a certain amount of regular conversation in English at home.
- ❖ As soon as the diary is issued, the parents should fill in all the required data and sign in the spaces provided.
- ❖ Parents should sign the school diary daily. Daily assignment, irregularity in
 - a) Completion of assignment
 - b) Bringing of Books.
 - c) Wearing proper uniform, or any other instruction and circulars given should be acknowledged by signing the diary at the respective spaces provided.
- ❖ Legitimate complaints should be brought to the knowledge of the Principal without delay.
- ❖ Please ensure that the child is sent neatly dressed. Nails should be trimmed regularly. Expensive jewellery and watches, nail polish and make up is not permitted.
- ❖ Encourage the children to participate in all curricular and co-curricular activities. This is very necessary for gaining self-confidence and self-satisfaction

MODE OF EXAMINATION

1. The First Term examination will be held in the month of September and Annual examination will be held in the month of February / March.
2. Grading System is in the paper of Drawing, Music / Dance, G.K., Naitik Shiksha, Health & Physical Education, Sanskrit.
3. A student must pass separately in both (Written+ Practical) exams.
4. Duration of each paper will be of three hours.

TEACHER SHOULD KEEP IN MIND

1. Use a variety of tools (Oral, Projects, Presentation).
2. Understand different learning styles and abilities.
3. Develop child's individual's skills, interests, attitudes and motivation.
4. Monitor the changes taking place in a child's learning, behavior and progress over time.
5. Share the assessment criteria with the students.
6. Allow peer and self-assessment.
7. Give an opportunity to the students to improve.
8. Use an "Indoor Voice" when speaking in the class.

VALUE EDUCATION

APRIL

Courtesy & Co-operation:

Recognition of mutual interdependence with others resulting in Polite treatment and respect.

- Politeness
- Sympathy
- Civility
- Collaboration
- Assistance

MAY

Kindness & Generosity:

Concern for suffering or distress of others.

- Affection
- Decency
- Gentleness
- Altruism
- Support

JUNE

Accountability & Commitment:

Responsibility for one's actions and their consequences.

- Liability
- Blame worthiness
- Answerability
- Promise
- Responsibility

TOPIC

JULY

Nurture the Nature/

Conservation:

Avoid wastage and pollution of Natural resources.

- Natural Environment
- Care and Conservation of Land, Clean Air and Pure Water

AUGUST

Honesty & Integrity:

The quality or fact of being truthful, upright & fair.

- Truthful
- worthy of confidence
- Trustworthy
- Patient
- Sincere

SEPTEMBER

Safety & Security:

Condition of being protected from danger or risk.

- Immunity
- Assurance
- Defence
- Protection
- Precautions

OCTOBER

Respect & Forgiveness:

Treat others the way you like to be treated. Care for others and Environment.

- Respect for Creator
- Respect for Others
- Respect for authority
- Respect for environment
- Respect for health

NOVEMBER

Tolerance & Acceptance:

To respect someone's Belief & Choices.

- Tolerate Others
- Co-operate and Encourage Others
- Empathy for others
- Harmony

DECEMBER

Care & Compassion:

Concern for Sufferings of others & being Sympathetic.

- Love for Living Beings
- Attitude of Kindness
- Generous
- Courtesy
- Empathy
- Self- Heartedness

JANUARY

Loyalty & Patriotism:

Faithfulness to a person, institution, custom or idea to which one is bound by duty, pledge or a promise.

- Faithfulness
- Dutiful
- Steadfast
- Trustfulness
- Trustworthy
- Patriotic

FEBRUARY

Time Management:

Ability to use one's time effectively.

- Right Activity
- Effective Planning
- Setting Deadlines
- Setting Goals & Objectives

MARCH

Excellence / Doing Your Best:

Strive to achieve best at all times and to be good.

- Be Curious
- Help others to improve
- Focus on Task
- Identify Your Goals
- Hard Work

ENGLISH

Books :

1. English Literature 1.
2. English Practice Book 2.
3. English Reader 3.

Publication:

- DAV Publications
DAV Publications
DAV Publications

“AN ENGLISH LANGUAGE IS A VISION OF LIFE.”

“WRITE TO BE UNDERSTOOD, SPEAK TO BE HEARD, READ TO GROW.”

IMPORTANCE OF ENGLISH

ENGLISH “THE GLOBAL LANGUAGE”

The study of English in this age of globalization is essential for all. It holds an important place in our life. From the pragmatic point of view, it should receive a great boost. English serves as a window to the world. The legacy of English Language has left an indelible imprint on the Indian Psyche. Hence, we cannot deal with English just as a foreign language. The entire spectrum of education and philosophy, Science and Technology has been benefited through the introduction of English language. In a multilingual state of ours, English may wonderfully serve as an effective auxiliary language. This language enjoys the most prestigious reputation in the world. It has a special identity in the field of education.

AIMS & OBJECTIVES:

To enable the students -

1. To communicate effectively and appropriately in real life situations.
2. To read silently at varying speeds depending on the purpose of reading.
3. To express ideas in clear and grammatically correct English, using appropriate punctuation and cohesion devices.
4. To use an appropriate style and format to write letters (formal and informal), biographical sketches, dialogues, speeches, reports, articles, e-mails and diary entries.
5. To adopt different strategies according to the purpose of listening (e.g. for pleasure, general interest and specific information).
6. To speak intelligibly using appropriate word stress, sentence stress and intonation patterns.
7. To take active part in group discussions, showing ability to express agreement or disagreement, summarize ideas, elicit the views of others and to present own ideas.
8. To frame questions so as to elicit the desired response, and respond appropriately to questions.

Instructions for the Teachers:

1. It is necessary that teacher's voice should be audible and clear.
2. Instructions should be given in English Language.
3. Teacher will make it sure that all the students must carry their study material like Textbooks, Notebooks etc

Instructions for the Students:

1. Students will converse in English Language.
2. Students will not speak in Hindi or Punjabi Language
3. Students will follow all the instructions of the teacher.
4. Students must maintain one test notebook for each term.

NOTE:-

Notebooks of Term - 1 and Term - 2 must be kept carefully for Assessment and Revision for Annual Examination.

FIRST TERM (APRIL TO SEPTEMBER)**APRIL**

Book Name	Chapter No./ Name of Chapter	No. of Periods	Subject Enrichment / Art Integration Activities + Tools & Techniques	Teaching Aids
English Literature	Chapter - 1 Three Questions + Notice Writing	4	Art Integration Activity - Announcement of Three Questions	Text book
English Literature	Chapter - 2 Granny's Tree Climbing	2	Recitation & Discussion Method	Text book
English Reader	Unit -1 Changing Times + E- Mail Writing	3	Subject Enrichment Activity - Article Writing on Generation Gap	Textbook, E-smart board
English Practice	Chapter -1 Tenses	4	Inductive - Deductive Method + Subject Enrichment Activity - Paste the Rule's Chart in Notebook	Textbook, E-smart board
English Practice	Chapter - 3 Modals	2	Worksheet	Textbook, E-smart board

English Practice	Chapter - 4 Subject Verb Agreement	2	Inductive - Deductive Method	Text book, E-Smart Board
------------------	---------------------------------------	---	------------------------------	-----------------------------

MAY

Book Name	Chapter No./ Name of Chapter	No. of Periods	Subject Enrichment / Art Integration Activities + Tools & Techniques	Teaching Aids
English Literature	Chapter - 3 The Fun They Had	4	Subject Enrichment Activity - Declamation on Importance of Technology in Education	Text book
English Literature	Chapter - 4 Father's Help + Diary Entry	5	Self Reading & Explanation Method	Textbook
English Literature	Chapter - 5 My Mother	2	Art Integration Activity - Card Making	Text book
English Literature	Chapter - 7 The Children's Song	3	Recitation & Discussion Method	Text book
English Reader	Unit -2 Compassionate Souls + Speech Writing	3	Art Integration Activity - Prepare the Project by pasting the Pictures of any two Compassionate Souls and Write about them.	Text book
English Practice	Chapter - 2 Narration	4	Inductive - Deductive Method	Text book, E-Smart Board

JUNE - SUMMER VACATION**JULY**

Book Name	Chapter No./ Name of Chapter	No. of Periods	Subject Enrichment / Art Integration Activities + Tools & Techniques	Teaching Aids
English Literature	Chapter - 6 The Luncheon	5	Art Integration Activity - Prepare a Menu Card	Text book,

English Reader	Unit -3 Enterprise + Letter Writing	3	Self Reading & Explanation Method	Text book,
English Practice	Chapter - 9 Punctuation	4	Inductive - Deductive Method	Text book, E-Smart Board

AUGUST

Book Name	Chapter No./ Name of Chapter	No. of Periods	Subject Enrichment / Art Integration Activities + Tools & Techniques	Teaching Aids
English Literature	Chapter - 8 The Case Of The Sharp Eyed Jeweller	5	Subject Enrichment Activity - Picture Description of the Chapter	Text book
English Reader	Unit -4 Nature + Bio-Sketch Writing	3	Self Reading & Explanation Method	E-Smart Board and Textbook
English Practice	Chapter - 5 Clauses and Complex Sentences	3	Inductive- Deductive Method + Listening Skills	E-Smart Board and Textbook

SEPTEMBER - REVISION FOR HALF YEARLY EXAMINATION.**SECOND TERM (OCTOBER TO MARCH)****OCTOBER**

Book Name	Chapter No./ Name of Chapter	No. of Periods	Subject Enrichment / Art Integration Activities + Tools & Techniques	Teaching Aids
English Literature	Chapter - 9 Couplets	2	Subject Enrichment Activity - Write any 2 Couplets with their meanings on Assignment sheet	Text book
English Literature	Chapter - 10 The Undeserved Reward	4	Self Reading & Explanation Method	Text book
English Literature	Chapter - 11 Bangle Sellers	3	Art Integration Activity - Swinging of Genre	Text book

English Practice	Chapter - 6 Linkers	3	Inductive-Deductive Method	E-Smart Board and Textbook
English Practice	Chapter - 7 Active Passive	4	Direct- Indirect Method	E-Smart Board and Textbook
English Reader	Unit -5 Sports + Message Writing + Article Writing	4	Subject Enrichment Activity - Write a Speech on Importance of Sports/ Games on Assignment Sheets.	E-Smart Board and Textbook

NOVEMBER

Book Name	Chapter No/ Name of Chapter	No. of Periods	Subject Enrichment / Art Integration Activities + Tools & Techniques	Teaching Aids
English Practice	Chapter - 8 Non - Finites	3	Inductive- Deductive Method	E-Smart Board and Textbook
English Reader	UNIT- 6 Tolerance	4	Subject Enrichment Activity - Article Writing on - Tolerance - The Need of the Hour	Text book
English Practice	Chapter - 11 Getting Ready Class for IX	5	Listening Skills	Text book and E-Smart Board
English Literature	Chapter - 12 A Bad Dream	5	Art Integration Activity - Role Play	Text book
English Practice	Chapter 10 Reading for understanding	2	Self Reading	Text book

**DECEMBER TO FEBRUARY/ MARCH -
REVISION FOR ANNUAL EXAMINATION +
ANNUAL EXAMINATION**

हिंदी

पाठ्य पुस्तकें ज्ञान सागर तथा अभ्यास सागर (प्रकाशन .वी.ए.डी)

हिंदी भाल की बिंदी :

निज भाषा उन्नति अहै | सबे उन्नति को मूल ,

बिन निज भाषा ज्ञान के || मिटत न हिय को सूल ,

भारत एक बहु भाषी देश है भाषिक और | जिसमें बहुत सी भाषाओं का समावेश है | दूसरे- सांस्कृतिक दृष्टि से भिन्न होने के बावजूद भारतीय परम्परा बहुत कुछ ऐसी है जो एक को जोड़ती है यही कारण है कि मातृभाषा के रूप में यह भाषा सभी को एकता के सूत्र में बचपन म | पिरोती है ें हिंदी पढ़ता आ रहा बच्चा नवीं दसवीं तक हिंदी भाषा में निपुण , वह एक ओर जहाँ हिंदी भाषा से सारे देश से जुड़ेगा वहीं दूसरी ओर अपने क्षेत्र | हो जात है और परिवेश को हिंदी भाषा के माध्यम से जानने की कोशिश भी करेगा क्योंकि किशोरावस्था में इन बच्चों के मानसिकधरातल का विकास विश्व स्तर तक पहुँच चुका- प्रयास यह होगा कि विद्यार्थी भाषा के लिखित प्रयोग के साथ सहज व स्वाभाविक | होता है | मौखिक अभिव्यक्ति में भी सक्षम हो सकें

हिंदी भाषा पढ़ने-पढ़ाने के मुख्य उद्देश्य-

1. भाषा के शुद्ध एवं प्रभावशाली प्रयोग की क्षमता विकसित करना |
2. शब्द भण्डार की वृद्धि तथा व्याकरण का समुचित ज्ञान |
3. दैनिक जीवन में हिंदी समझने और बोलने के साथ साथ लिखने की क्षमता विकसित-
| करना
4. हिंदी के माध्यम से अपने अनुभव को संसार को लिखकर सहज अभिव्यक्ति कर पाने की क्षमता का विकास करना |
5. बच्चों में रट्टा प्रवृत्ति को कम करके सोच समझकर स्वयं कार्य करने की क्षमता का विकास करना |
6. भाषा के चारों कौशलों का उत्तरोत्तर विकास (सुनना ,बोलना ,पढ़ना ,लिखना व चिंतन)
| करना
7. स्वतंत्र और मौखिक रूप से अपने विचारों की अभिव्यक्ति का विकास करना |
8. अपनी मातृभाषा और परिवेशगत भाषा को साथ रखकर हिंदी की संरचनाओं को समझना |

अध्यापकों के लिए सामान्य निर्देश :-

1. अध्यापक पहले से ही पाठ योजना तैयार करें |
2. कक्षा में भाषा का उच्चारण शुद्ध एवं प्रभावशाली होना चाहिए |
3. जाँच कार्य समय अनुसार एवं सतर्कता पूर्वक होना चाहिए |
4. सभी अध्यापक विद्यार्थियों के पठन कौशल में विशेष ध्यान दें |

विद्यार्थियों के लिए सामान्य निर्देश:-

1. बच्चे पाठ के पठन पर विशेष ध्यान देंगे |
2. लिखित कार्य करते समय लिखाई सुंदर एवं स्पष्ट होनी चाहिए |
3. शब्दों की बनावट और मात्राओं पर विशेष ध्यान दें |
4. विद्यार्थी कक्षा में अनुशासित ढंग से पठन| पाठन प्रक्रिया में भाग लें-

नोट:-

- परीक्षा का मूल्यांकन वार्षिक स्तर पर होगा|
- नोटबुक प्रस्तुतिकरण में नियमितता रखाव को जाँचा-स्वच्छता और रख ,कार्यपूर्ति ,
| जाएगा
- लिखित परीक्षण की कॉपी सत्र भर में एक ही होनी चाहिए और उसका रखरखाव सही-
ढंग से होना चाहिए |
- सत्र के अंत में दोनों सत्रों की कॉपियों को दोहराई तथा आंतरिक मूल्यांकन के लिए
संभाल कर रखा जाए |
- विषय संवर्धन गतिविधि में भाषा वचन एवं श्रवण कौशल पर बल दिया जाएगा|

प्रथम सत्र (अप्रैल से सितंबर तक)

अप्रैल

पाठ का नाम और विषय	कालांश	विषय संवर्धन एकीकृत-कला/ गतिविधि	सहायक सामग्री
पाठ 1-हम पंछी उन्मुक्त गगन के(कविता)	5	श्रुतलेख	पाठ्य पुस्तक
पाठ 2-असल धन (कहानी)	5	अकबर और बीरबल के किस्सों की चर्चा करना	ई स्मार्ट-

पाठ 3- अच्छे पड़ोसी के गुण पर्यावरण की सुरक्षा+(कहानी) (अनुच्छेद)	5	केबल टी नई पीढ़ी के लिए .वी. नुकसानदायक रचनात्मक लेखन	दृश्यात्मक प्रस्तुतिकरण उपसर्ग प्रत्यय/
---	---	---	---

मई

पाठ का नाम और विषय	कालांश	विषय संवर्धन एकीकृत-कला/ गतिविधि	सहायक सामग्री
पाठ 4-दोपहरी (कविता)	5	पठित काव्यांश	पाठ्य पुस्तक
पाठ 5-आकाश को सात सीढियाँ केवल)पढ़ने के लिए (तथा मेरा प्रिय खेल (अनुच्छेद)	3	विमान और रॉकेट में अंतर स्पष्ट करना	ई स्मार्ट -
पाठ 6-आश्रम के अतिथि और संस्मरण तथा आदर्श व्यक्ति (अनुच्छेद)	5	साबरमती आश्रम का परिचय	ई स्मार्ट-
पाठ 7 -अन्याय के खिलाफ लड़ाई	4	आदिवासियों का परिचय देना (परियोजना कार्य)	संबंधित पुस्तकें

जून -

ग्रीष्मावकाश

जुलाई

पाठ का नाम और विषय	कालांश	विषय संवर्धन एकीकृत-कला/ गतिविधि	सहायक सामग्री
पाठ 8-दोहे तथा पर्वतीय यात्रा (अनुच्छेद)	5	दोहा गायन	ई स्मार्ट-
पाठ 9-जब भोलाराम ने पंप लगाया) कहानी (5	भ्रष्टाचार की समस्या (स्लोगन लेखन)	दृश्यात्मक प्रस्तुतिकरण
पाठ 10-बातचीत की कला (कहानी)	5	अपठित गद्यांश	कार्य प्रपत्र

अगस्त

पाठ का नाम और विषय	कालांश	विषय संवर्धन एकीकृत-कला/ गतिविधि	सहायक सामग्री
पाठ 11-सितारों से आगे तथा विज्ञान के लाभ और हानियाँ (अनुच्छेद)	5	रोचक यात्रा का वर्णन करना	ई स्मार्ट-
पाठ 12-पौधे के पंख (डायरी) तथा हमारे पर्व)अनुच्छेद(5	श्रुतलेख	पाठ्य पुस्तक
पाठ 16-एक तिनका कविता) (केवल पढ़ने के लिए	5	हमें किसी को छोटा नहीं समझना चाहिए चर्चा -	पाठ्य पुस्तक

सितंबर

अर्द्ध वार्षिक परीक्षा

द्वितीय सत्र अक्टूबर से मार्च तक

अक्टूबर

पाठ का नाम और विषय	कालांश	विषय संवर्धन एकीकृत-कला/ गतिविधि	सहायक सामग्री
पाठ 13-सूर और तुलसी के पद	5	सूरदासतुलसीदास का / परिचय (लिखित)	दृश्यात्मक प्रस्तुतिकरण
पाठ 14-बहु की विदा (एकांकी) तथा सामाजिक कुरीतियाँ (अनुच्छेद)	6	बेटा बेटा की समानता पर- चर्चा करना	ई स्मार्ट-
पाठ 15-कामचोर तथा प्राकृतिक आपदा (अनुच्छेद)	6	श्रुतलेख	दृश्यात्मक प्रस्तुतिकरण

नवंबर

पाठ का नाम और विषय	कालांश	विषय संवर्धन एकीकृत-कला/ गतिविधि	सहायक सामग्री
पाठ 17-सोना	6	किसी मनपसंद पशु पक्षी/	संधि(स्मार्ट-ई)

		का चित्र बना कर उसकी जानकारी देना	
पाठ 18-निर्माण तथा काश (अनुच्छेद) में वृक्ष होता !	6	पठित गद्यांश	कार्य प्रपत्र

दिसंबर

पाठ का नाम और विषय	कालांश	विषय संवर्धन एकीकृत-कला/ गतिविधि	सहायक सामग्री
पाठ 19-जीवन का सच	5	हेलेन केलर की आत्मकथा	दृश्यात्मक प्रस्तुतिकरण
पाठ 20-ईर्ष्या तू न गई मन से: तथा सूचना लेखन	6	सकारात्मक सोच का महत्त्व (लेखन)	पाठ्य पुस्तक

जनवरी / फरवरी - मार्च / किये गये पाठ्यक्रम की दोहराई +वार्षिक परीक्षा

MATHEMATICS

Book: Secondary Mathematics- VIII

Publication : DAV Publication

MATHEMATICS is an important component of school education. **MATHEMATICS** is something that the man has himself created to meet the various demands of time. Right from morning till night, single moment of the day is being controlled by **MATHEMATICS**. LIFE would be impossible without it. Mathematics is the science of all sciences and art of all arts.

AIMS AND OBJECTIVES:

- To enable the students to discipline their minds properly.
- To help the child to know about the relationship of different topics in **MATHEMATICS**.
- To develop the technique of **PROBLEM SOLVING**.
- To develop the interest of the students to know more about the nature of **MATHEMATICS**.
- To develop the power of **LOGICAL THINKING**.
- To develop the **SELF CONFIDENCE** of the child.

INSTRUCTIONS FOR TEACHERS:

- **LESSON PLAN** must be prepared well in time.
- **CLASS ENTRANCE** should be with full confidence and positivity.

- **CONTENT DELIVERY** must be effective and long lasting.
- **COMMANDS OF TEACHER** must be equipped with **GOOD VOCABULARY**.
- **FAIR NOTE BOOK** must reflect efficiency of the concerned teacher.
- **TEST** will be there at the end of every chapter.

INSTRUCTIONS FOR STUDENTS:

- Students will do **MATHEMATICS PRACTICE** daily with a fixed schedule at home.
- **BOOK, NOTE BOOK** must be carried by students daily in school.
- Students must have a self responsibility to get their note books checked in time.
- Students must be **ATTENTIVE** in class.
- Tests must be **WELL PREPARED**.

NOTE:

- ❖ Book and Fair Note Book
 - It must be well maintained and kept safely through out the year for evaluation
 - Tally work must be done at the end of every chapter
 - Parents signatures must be there immediately after teacher's checking
 - Correction work must be done immediately (if remarked by the teacher)

FIRST TERM (APRIL TO SEPTEMBER)

APRIL

Chapter No./ Name of Chapter	No. of Periods	Subject Enrichment Activities/Art Integration Activity	Teaching Aids
Chapter - 1 Squares and Square Roots	15	Card Making on Square paper(As per DAVCAE Course of Study)	Recitation of squares of first 25 natural numbers + in Written in Fair Note Book.
Chapter-2 Cubes and Cube Roots	7	Learning of cubes of first 15 natural no's	E-Smart Contents
Chapter - 3 Exponents and Radicals	8		E-Smart Showing Properties

MAY

Chapter No./ Name of Chapter	No. of Periods	Subject Enrichment Activities/Art Integration Activity	Teaching Aids
Chapter -4 Direct and inverse Variation	10		Various examples showing this variation
Chapter -5 Profit and Loss & Discount	10		E-Smart Contents
Chapter - 6 Compound Interest	12	Worksheet showing comparison of interest with Annually, Semi- Annually and Quarterly. (As per DAVCAE Course of Study)	Explanation Telling differences between S.I. and C.I.

JUNE SUMMER VACATION**JULY**

Chapter No./ Name of Chapter	No. of Periods	Subject Enrichment Activities/Art Integration Activity	Teaching Aids
Chapter - 7 Algebraic Identities	15		Board Practice
Chapter - 8 Polynomials	10	Test of Long Division Method only (2 times)	E-Smart Contents
Chapter - 9 Linear Equations in One Variable	10		Solving of Equation

AUGUST

Chapter No./ Name of Chapter	No. of Periods	Subject Enrichment Activities/Art Integration Activity	Teaching Aids
Chapter-10 Parallel Lines	10	Parallel Lines	Various examples showing parallel lines + E-Smart Contents

Chapter - 16 Rotational Symmetry	4		Model Showing order, angles, centre of rotation
--	---	--	---

SEPTEMBER - REVISION FOR HALF YEARLY EXAMINATION.**SECOND TERM (OCTOBER TO MARCH)****OCTOBER**

Chapter No./ Name of Chapter	No. of Periods	Subject Enrichment Activities/Art Integration Activity	Teaching Aids
Chapter - 12 Construction of Quadrilaterals	8	To verify that sum of 4 angles of quadrilateral is 360	Geometric Tools + E-Smart Tools
Chapter - 13 Introduction to Graphs	5	Joining of various coordinates	E-Smart Contents
Chapter-15 Statistics and Probability	8	Data Collection for histogram of students who spent daily hours in watching T.V. (As per DAVCAE Course of Study)	E-Smart Contents

NOVEMBER

Chapter No./ Name of Chapter	No. of Periods	Subject Enrichment Activities/Art Integration Activity	Teaching Aids
Chapter-14 Mensuration	18	Calculation of surface area to be painted or white washed of one room of your Home. (As per DAVCAE Course of Study)	Real objects showing 3D shapes
Chapter-11 Understanding of Quadrilaterals	12	Group Discussion on properties using Frayer's Model. (As per DAVCAE Course of Study)	Tabular worksheet of different Quadrilaterals

DECEMBER TO FEBRUARY / MARCH

REVISION OF WHOLE SYLLABUS
+ ANNUAL EXAMINATION

SCIENCE

BOOK : The Living World

Publication : DAV Publication

Reference Book : Science & Technology

Publication : Rachna Sagar

Practical Manual : Oswal Publication

Knowledge increases by diffusion and grows by dispersion.

AIMS & OBJECTIVES :

1. To develop scientific attitude among students.
2. To develop observational skills, experimental skills and application skills within the students.
3. To create awareness and concern for a healthy environment and preservation of ecosystem.
4. To develop understanding of scientific concepts, principles and laws among the students.
5. To develop the habits of observation and exploration.
6. To inculcate the habit of healthy living.

INSTRUCTIONS FOR TEACHERS :

1. Content of each chapter should be well prepared in advance.
2. Maintain proper record of class tests as well as periodic tests.
3. Check the homework notebook on regular basis.
4. Observe each and every child minutely.
5. It is mandatory to discuss value based and HOTS questions of every chapter.
6. The voice of teacher should be audible to the students.
7. Teacher should co-relate the delivered content with daily life activities.

INSTRUCTION FOR THE STUDENTS :

1. Students should be attentive during teaching learning process.
2. Be a keen observer during experimentation.
3. Students should be handy with their books and notebooks according to their time table.
4. Students should maintain their practical file side-by-side.
5. Students should maintain proper discipline during lab visit.
6. Students should revise the content in the class side-by-side.

NOTE:

1. Written test conduction is must after completion of every chapter.
2. Notebooks of both terms, textbooks, practical file must be kept carefully for assessment and revision for annual examination.
3. *Marked chapter will not be included in the annual examination. However, they will be a part of the internal assessment (Periodic Test)

FIRST TERM (APRIL TO SEPTEMBER)**APRIL**

Chapter No. and Name	No. of periods	Subject Enrichment Activity	Teaching Aids
Lesson-6 Sources of energy	5	Flow Chart on Source of Energy	E-Smart
Lesson-7 Combustion	5	(a) To show oxygen is supporter of combustion (b) To show wax vapours in the inner most zone of candle (c) To show unburnt particles in flame	E-Smart Ref. Subject Enrichment Activity manual
Lesson-19* Pollution in Air	5		E-Smart
Lesson-18* Earthquake	5	General Discussion on Preventive Measures of Earthquake	E- Smart

MAY

Chapter No. and Name	No. of periods	Subject Enrichment Activity	Teaching Aids
Lesson-9* Crop Production and Management	6		E-Smart
Lesson-2 Micro organism friends and foe	8	Spotting of microorganisms by using permanent slides	E-Smart Ref. Subject Enrichment Activity manual
Lesson-4 Force and Pressure	5	(a) To study the variation of pressure exerted by liquid with depth	Lab activity

JUNE SUMMER VACATION**JULY**

Chapter No. and Name	No. of periods	Subject Enrichment Activity	Teaching Aids
Lesson-8* Conservation of plants and animals	7		E-Smart

Lesson- 5 Friction	8	To show force of friction increases with increase in a weight of body	Lab Activity, PPT Ref. Subject Enrichment Activity manual
Lesson-16 Electric current and its chemical effects	7	1. To demonstrate electrolysis of H ₂ O 2. To differentiate between good and bad conductor from liquid samples.	E-Smart Lab activity Ref: Subject Enrichment Activity manual

AUGUST

Chapter No. and Name	No. of periods	Subject Enrichment Activity	Teaching Aids
Lesson-13* Synthetic fibres and plastics	7	Discussion on fibres and plastics	Live samples of Fibres
Lesson-20* Pollution of Water	5	One Slogan on “ Reduce Water Pollution”	E-smart
Lesson-17 Stars and Solar System	7		E-Smart

SEPTEMBER - REVISION FOR HALF YEARLY EXAMINATION.**SECOND TERM (OCTOBER TO MARCH)****OCTOBER + NOVEMBER**

Chapter No. and Name	No. of periods	Subject Enrichment Activity	Teaching Aids
Lesson-3 Metals and Non Metals	6	1. To study the four chemical properties of metals and non- metals	E-Smart, Experiments, Refer lab manual
Lesson-1 Cell	7	1. To study the difference between plant cell and animal cell.	E-Smart, Ref. Subject Enrichment Activity manual
Lesson-14 Reproduction in animals	6	1. Chart on the life cycle of Frog. 2. To show different modes of asexual reproduction	E-Smart
Lesson-15 Reaching the Age of Adolescence	5	Debate on “Mother is responsible for the sex of child”	E-Smart

DECEMBER

Chapter No. and Name	No. of periods	Subject Enrichment Activity	Teaching Aids
Lesson- 12 - Sound	7		E-smart
Lesson-10 Refraction of Light	8	Lab Activity: 1. Concave and convex lens image formation 2. To observe refraction of light through slab	E-Smart, experiments from ref. lab manual
Lesson-11 Human Eye	6	Video on defects of human eye	E-Smart

JANUARY / FEBRUARY / MARCH -

REVISION FOR ANNUAL EXAMINATION + ANNUAL EXAMINATION

SOCIAL SCIENCE

BOOK - We And Our World

PUBLICATION- D.A.V. Publication

"A Subject which not only provides vast knowledge but also enables the human being to adapt himself in social, economic, political and cultural life."

AIMS AND OBJECTIVES:

1. Understand India and make a comparison with other countries in the world.
2. Develop respect for the rights of all social divisions that exist in society.
3. Get acquainted with revolutionary ideas and new philosophies.
4. Accept the need to protect and conserve environment.
5. Develop good human values and the spirit of tolerance and appreciate the role of India in today's world.
6. Develop respect for the constitution and appreciation of constitutional values.

NOTE -

1. Value based questions and activities should be done along with chapters.
2. All the activities and map skills must be done on note book.
3. Notebooks must be kept carefully for assessment and revision for annual examination.
4. Test notebooks must be properly maintained for whole term.

INSTRUCTION FOR THE TEACHERS:

1. It is necessary that teacher's voice should be audible and clear.
2. It is mandatory to prepare the teaching content in advance.
3. All the instructions should be given in English Language.
4. Teacher will make it sure that all the students must carry their study material like Textbooks, Notebooks etc

INSTRUCTION FOR THE STUDENTS:

1. Students must converse in English Language.

2. Students will not speak in Hindi or Punjabi Language.
3. Students must follow all the instructions of the teacher.

FIRST TERM (APRIL TO SEPTEMBER)

APRIL

Lesson No. / Topic	No. of Periods	Subject Enrichment Activities / Art Integration	Teaching Aids/ Technology
<u>GEOGRAPHY</u> Lesson-1: Resource-Utilization and Development	5	Prepare a chart on notebook showing the classification of resources	Text Book, E-Smart Board Content
<u>HISTORY</u> Lesson-8: The Modern Period	3		Text Book
<u>CIVICS</u> Lesson-16: Our Constitution	6	Preamble Writing/Reading	E-Smart Board Content, pictures from books

MAY

Lesson No. / Topic	No. of Periods	Subject Enrichment Activities / Art Integration	Teaching Aids/ Technology
<u>GEOGRAPHY</u> Lesson-2: Natural Resource: Land, Soil and Water	6	<ul style="list-style-type: none"> • Map: On outline map of the world: <ol style="list-style-type: none"> (a) areas of low rainfall (b) areas of high rainfall • Methods to Conserve Soil and Water on Assignment sheet 	E-Smart Board Content, chart
<u>HISTORY</u> Lesson-9: Establishment of Company Rule in India	5	<ul style="list-style-type: none"> • Time Line chart • Graffiti Wall Activity 	Time Line Chart
Lesson-10: Colonialism: Rural and Tribal Societies	5	Map on outline map of India: Kukis, Khasis, Khonds, Santhals, Mundas, Van gujjars, Guddis	E-Smart Board Content
<u>CIVICS</u> Lesson-17: Fundamental Rights, Fundamental Duties	5	Flow Chart of Fundamental Rights	E-Smart Board Content,

and Directive Principles of State Policy

JUNE - SUMMER VACATION

JULY

Lesson No./ Topic	No. of Periods	Subject Enrichment Activities / Art Integration	Teaching Aids/ Technology
<u>GEOGRAPHY</u> Lesson-3: Natural Resources - Vegetation and Wildlife	5	Map: On the outline map of the world : (a) Tropical evergreen Forest (b) Coniferous Forest (c) Mediterranean (d) Tropical deciduous Forest	E-Smart Content, PPT on Forests
<u>HISTORY</u> Lesson-11: The First War of Independence - 1857	5	<ul style="list-style-type: none"> Map: On the outline map of India mark the following: (i) Meerut (ii) Delhi (iii) Gwalior (iv) Kanpur (v) Lucknow (vi) Barrackpur (vii) Jhansi Group Discussion 	Text Book, E-Smart Content, Time Line
Lesson-18: The Union Government- The Legislature	5	Flow chart	Text Book, E-Smart Content

AUGUST

Lesson No./ Topic	No. of Periods	Subject Enrichment Activities / Art Integration	Teaching Aids/ Technology
<u>HISTORY</u> Lesson-12: Impact of British Rule on India (Only For Discussion)	1		E-Smart Content
Lesson-13: Colonialism and Urban Change	5	(To be assessed in Periodic Test only will not be evaluated in Final examination)	Books, E-Smart Content

<u>CIVICS</u> Lesson-19: The Union Government- The Executives	5	Project on Collect information about President and Prime Minister of India.	Books, E-Smart Content
---	---	--	------------------------

**SEPTEMBER - REVISION FOR HALF YEARLY EXAMINATION.
SECOND TERM (OCTOBER TO MARCH)**

OCTOBER

Lesson No. / Topic	No. of Periods	Subject Enrichment Activities / Art Integration	Teaching Aids/ Technology
<u>GEOGRAPHY</u> Lesson-4: Minerals and Energy Resources (Only For Discussion)	1		Videos related to topics, E-Smart Content
<u>GEOGRAPHY</u> Lesson-5: Agriculture	6	Tables of different crops	E-Smart Content, PPT
Lesson-6: Manufacturing Industries	6	(To be assessed in Periodic Test only will not be evaluated in Final examination)	E-Smart Content
<u>CIVICS</u> Lesson-20: The Union Government-The Judiciary	5		Text Book, E-Smart Content,

NOVEMBER

Lesson No. / Topic	No. of Periods	Subject Enrichment Activities/ Art Integration	Teaching Aids/ Technology
<u>GEOGRAPHY</u> Lesson-7: Human Resources	5	Bar Graph on Census Data New Census Data	E-Smart Content
<u>HISTORY</u> Lesson-14: The Nationalist Movement (1870 to 1947)	6	Map: Fill on outline of India- Bombay - Formation of INC, Lucknow - Lucknow Pact, Amritsar- Jallianwala Bagh Massacre, Dandi- Dandi March	PPT, E-Smart Board,
<u>HISTORY</u> Lesson-15: India Marches Ahead	5		Text Book, E-Smart Content

CIVICS Lesson-21: Social Justice and the Marginalised (Only For Discussion)	1		E-Smart Content
Lesson-22: Safeguarding the Marginalised (To be assessed in Periodic Test only will not be evaluated in Final examination)	5	Inter group discussion. (Justice, Liberty, Equality, Fraternity)	Text Book

JANUARY / FEBRUARY / MARCH -

REVISION FOR ANNUAL EXAMINATION +
ANNUAL EXAMINATION

ਪੰਜਾਬੀ

- ਪੁਸਤਕਾਂ:-**
- ਕਰੁੰਬਲਾਂ-7 - ਫੋਰਚਿਊਨ ਪਬਲੀਕੇਸ਼ਨ
 - ਗਿਆਨ ਸਰੋਵਰ ਵਿਆਕਰਨ-8 - ਗਾਂਧੀ ਪਬਲਿਸ਼ਿੰਗ ਹਾਊਸ

ਪੰਜਾਬੀ ਭਾਸ਼ਾ:- ਪੰਜਾਬੀ ਭਾਸ਼ਾ ਦਾ ਖੇਤਰ ਕਾਫ਼ੀ ਵਿਸ਼ਾਲ ਹੈ। ਅੱਜ ਅਸੀਂ ਪੰਜਾਬੀ ਸੱਭਿਆਚਾਰ ਨੂੰ ਭੁੱਲਦੇ ਜਾ ਰਹੇ ਹਾਂ। ਅਸੀਂ ਪੱਛਮੀ ਸੱਭਿਆਚਾਰ ਦੇ ਪ੍ਰਭਾਵ ਹੇਠ ਆ ਕੇ ਨੈਤਿਕ ਕਦਰਾਂ-ਕੀਮਤਾਂ ਵੀ ਭੁੱਲਦੇ ਜਾ ਰਹੇ ਹਾਂ। ਅੱਜ ਬੱਚਿਆਂ ਨੂੰ ਤਿੰਨ ਵਣ ਬਾਰੇ ਬਿਲਕੁਲ ਜਾਣਕਾਰੀ ਨਹੀਂ ਹੈ। ਗੁੜ੍ਹਤੀ ਸ਼ਬਦ ਦਾ ਅਰਥ ਪਤਾ ਨਹੀਂ। ਸੁਹਾਗ, ਘੋੜੀਆਂ, ਸਿੱਠਣੀਆਂ, ਲੋਰੀਆਂ ਅਤੇ ਨਾਨੀ ਤੇ ਦਾਦੀ ਦੀਆਂ ਕਹਾਣੀਆਂ ਵੀ ਪਤਾ ਨਹੀਂ ਹੈ। ਅੱਜ ਕੰਪਿਊਟਰ ਦੇ ਯੁੱਗ ਵਿੱਚ ਬੱਚਿਆਂ ਦਾ ਧਿਆਨ ਸਿਰਫ ਮੋਬਾਇਲ ਵੱਲ ਹੈ ਉਹ ਆਪਣਾ ਸਾਰਾ ਸਮਾਂ ਵੀਡੀਓ ਗੇਮ ਖੇਡ ਕੇ ਗੁਆ ਦਿੰਦੇ ਹਨ। ਪੜ੍ਹਾਈ ਵੱਲ ਵੀ ਬੱਚਿਆਂ ਦਾ ਧਿਆਨ ਨਹੀਂ ਰਿਹਾ। ਸੋ ਅੱਜ ਲੋੜ ਹੈ ਆਪਣੇ ਵਿਰਸੇ ਬਾਰੇ ਦੱਸਣ ਦੀ ਅਤੇ ਸਮੇਂ ਦੀ ਮਹੱਤਤਾ ਨੂੰ ਪਹਿਚਾਣ ਦੀ। ਆਓ ਸਾਰੇ ਰਲ ਕੇ ਆਪਣੇ ਕੀਮਤੀ ਸੱਭਿਆਚਾਰ ਨੂੰ ਬਚਾਈਏ। ਸੱਭਿਆਚਾਰ ਦੇ ਖਤਮ ਹੋਣ ਨਾਲ ਇੱਕ ਕੌਮ, ਦੇਸ਼ ਅਤੇ ਭਾਸ਼ਾ ਵੀ ਖਤਮ ਹੋ ਜਾਂਦੀ ਹੈ। ਪੰਜਾਬੀ ਭਾਸ਼ਾ ਦੇ 41 ਵਰਨ, 10 ਲਗਾਂ ਅਤੇ 3 ਲਗਾਖਰ ਹਨ।

ਰਸਮ-ਰਿਵਾਜ ਦੋਸਤੋ, ਸੱਭਿਆਚਾਰ ਦਾ ਨੇ ਹੁੰਦੇ ਸਰਮਾਇਆ,
ਕਦੀ ਨਹੀਂ ਭੁੱਲਣਾ ਚਾਹੀਦਾ, ਸਾਡਾ ਵਿਰਸਾ ਜੋ ਗੁੜ੍ਹਤੀ 'ਚ ਆਇਆ।

ਇਹੋ ਸਾਰੇ ਗੱਲ ਆਖਦੇ, ਸਾਡੀ ਮੱਤ ਪੱਛਮ ਨੇ ਮਾਰੀ,
ਚਰਖੇ ਦੀ ਘੁਕ ਨਾ ਸੁਣੇ, ਨਾ ਕੋਈ ਫੁੱਲ ਕੱਢ ਦਾ ਫੁਲਕਾਰੀ।

• ਅਧਿਆਪਕਾਂ ਲਈ ਦਿਸ਼ਾ ਨਿਰਦੇਸ਼:-

- ਪਾਠ ਦੇ ਅੰਤ ਵਿੱਚ ਦਿੱਤੇ ਨਿਰਦੇਸ਼ ਬੱਚਿਆਂ ਨਾਲ ਜ਼ਰੂਰ ਸਾਂਝੇ ਕੀਤੇ ਜਾਣ।
- ਇਕਾਂਗੀ ਦਾ ਮੰਚਨ ਵਿਦਿਆਰਥੀਆਂ ਤੋਂ ਜਮਾਤ ਵਿੱਚ ਕਰਵਾਇਆ ਜਾਵੇ।
- ਵਿਦਿਆਰਥੀਆਂ ਦੀ ਲਿਖਾਈ ਵੱਲ ਖਾਸ ਧਿਆਨ ਦਿੱਤਾ ਜਾਵੇ।
- ਸਮੇਂ-ਸਮੇਂ ਤੇ ਖਾਸ ਮੌਕਿਆਂ 'ਤੇ ਵਿਚਾਰ-ਚਰਚਾ ਕਰਨੀ ਤੇ ਅਖਬਾਰ ਤੋਂ ਲੇਖ ਜਰੂਰ ਪੜ੍ਹਾਏ ਜਾਣ।
- ਸਮਾਰਟ ਬੋਰਡ ਦੀ ਵਰਤੋਂ ਵੱਧ ਤੋਂ ਵੱਧ ਕੀਤੀ ਜਾਵੇ।

• ਵਿਦਿਆਰਥੀਆਂ ਲਈ ਦਿਸ਼ਾ ਨਿਰਦੇਸ਼:-

- ਕਾਪੀਆਂ ਕਵਰ ਹੋਣੀਆਂ ਚਾਹੀਦੀਆਂ ਹਨ।

2. ਹਰ ਪ੍ਰਸ਼ਨ ਦੇ ਉੱਤਰ ਤੋਂ ਬਾਅਦ ਲਾਇਨ ਜਰੂਰ ਲਗਾਈ ਜਾਵੇ।
3. ਕੰਮ ਸੁੰਦਰ ਲਿਖਾਈ ਵਿੱਚ ਲਿਖਿਆ ਜਾਵੇ।
4. ਮਿਤੀ ਅਤੇ ਦਿਨ ਜਰੂਰ ਲਿਖਿਆ ਜਾਵੇ।
5. ਟੈਸਟ ਕਾਪੀ ਤੇ ਕਵਰ ਅਤੇ ਮਾਤਾ-ਪਿਤਾ ਦੇ ਦਸਤਖਤ ਜਰੂਰ ਕਰਵਾਏ ਜਾਣ।
6. ਸਾਰਾ ਸਾਲ ਇੱਕ ਹੀ ਕਾਪੀ ਦੀ ਵਰਤੋਂ ਕੀਤੀ ਜਾਵੇਗੀ।

• ਉਦੇਸ਼:-

1. ਵਿਦਿਆਰਥੀਆਂ ਨੂੰ ਪੰਜਾਬੀ ਭਾਸ਼ਾ ਦਾ ਗਿਆਨ ਕਰਵਾਉਣਾ।
2. ਵਿਦਿਆਰਥੀਆਂ ਦੇ ਸ਼ਬਦ ਭੰਡਾਰ ਵਿੱਚ ਵਾਧਾ ਕਰਨਾ।
3. ਵਿਆਕਰਨ ਦੇ ਨਿਯਮਾਂ ਦਾ ਪੂਰਨ ਗਿਆਨ ਕਰਵਾਉਣਾ।
4. ਬੋਲਣ ਤੇ ਲਿਖਣ ਕੌਸ਼ਲ ਦਾ ਵਿਕਾਸ ਕਰਨਾ।

ਨੋਟ:- ਹਰ ਪਾਠ ਪੂਰਾ ਕਰਨ ਤੋਂ ਬਾਅਦ ਟੈਸਟ ਲਿਆ ਜਾਵੇਗਾ।

ਪਹਿਲੀ ਛਿਮਾਹੀ ਅਪ੍ਰੈਲ ਤੋਂ ਸਤੰਬਰ ਤੱਕ

ਅਪ੍ਰੈਲ

ਪਾਠ ਨੰਬਰ/ ਵਿਸ਼ਾ	ਦਿਨ	ਗਤੀਵਿਧੀਆਂ	ਸਹਾਇਕ ਸਮੱਗਰੀ
ਪਾਠ-1 ਜਿਉਂਦੇ ਰਹਿਣ ਮੇਰੇ ਦੇਸ ਦੇ ਲੋਕ	2	ਕਾਵਿ-ਟੁਕੜੀ ਕਰਵਾਈ ਜਾਵੇਗੀ	ਪਾਠ-ਪੁਸਤਕ
ਪਾਠ-2 ਸਬਰ ਦੀ ਦੌਲਤ (ਕਹਾਣੀ)	5	ਇਮਾਨਦਾਰ ਲੱਕੜਹਾਰਾ ਦੀ ਕਹਾਣੀ ਸੁਣਾਉਣਾ	ਪਾਠ-ਪੁਸਤਕ
ਪਾਠ-3 ਰੁੱਖਾਂ ਦਾ ਰਾਖਾ:ਡਾਕਟਰ ਯਮਾਨੋ (ਲੇਖ)	3	ਸ਼ਿਵ ਕੁਮਾਰ ਬਟਾਲਵੀ ਦੀ ਰੁੱਖ ਕਵਿਤਾ ਸੁਣਾਉਣੀ	ਪਾਠ-ਪੁਸਤਕ
ਪਾਠ-4 ਗੋਬਿੰਦ ਰਾਏ (ਕਵਿਤਾ) (ਕੇਵਲ ਪੜ੍ਹਨ ਲਈ)	2	ਗੁਰੂ ਗੋਬਿੰਦ ਜੀ ਦੀ ਵੀਡੀਓ ਦਿਖਾਈ ਜਾਵੇਗੀ	ਸਮਾਰਟ ਬੋਰਡ
ਵਿਆਕਰਨ :-ਲਿੰਗ ਬਦਲੇ ਪੇਜ ਨੰ. 44 ਤੋਂ 46	1	ਨਰ ਅਤੇ ਮਾਦਾ ਬਾਰੇ ਜਾਣਕਾਰੀ ਦੇਣਾ	ਵਿਆਕਰਨ ਪਾਠ-ਪੁਸਤਕ
ਲੇਖ:- ਸ੍ਰੀ ਗੁਰੂ ਨਾਨਕ ਦੇਵ ਜੀ	1	ਗੁਰੂ ਨਾਨਕ ਦੇਵ ਜੀ ਦੀ ਵੀਡੀਓ ਦਿਖਾਈ ਜਾਵੇਗੀ	ਸਮਾਰਟ ਬੋਰਡ, ਪਾਠ-ਪੁਸਤਕ
ਸਕੂਲ ਛੱਡਣ ਦਾ ਸਰਟੀਫਿਕੇਟ ਲੈਣ ਲਈ ਬਿਨੈ-ਪੱਤਰ	1	ਪੱਤਰ ਦੀ ਭਾਗ ਵੰਡ ਬਾਰੇ ਦੱਸਿਆ ਜਾਵੇਗਾ	ਵਿਆਕਰਨ ਪਾਠ-ਪੁਸਤਕ
ਬਹੁਤੇ ਸ਼ਬਦਾਂ ਦੀ ਥਾਂ ਇੱਕ ਸ਼ਬਦ ਪੇਜ ਨੰ. 130-131 (1-20)	1	ਡਿਕਟੇਸ਼ਨ ਕਰਵਾਉਣੀ	ਗ੍ਰੀਨ-ਬੋਰਡ

ਮਈ

ਪਾਠ ਨੰਬਰ/ ਵਿਸ਼ਾ	ਦਿਨ	ਗਤੀਵਿਧੀਆਂ	ਸਹਾਇਕ ਸਮੱਗਰੀ
ਪਾਠ-5 ਸ਼ਕੁੰਤਲਾ (ਕਹਾਣੀ)(ਮਿਥਿਹਾਸਕ ਕਹਾਣੀਆਂ)	2	ਵੀਡੀਓ ਦਿਖਾਉਣੀ	ਪਾਠ-ਪੁਸਤਕ, ਸਮਾਰਟ-ਬੋਰਡ
ਪਾਠ-6 ਕਰਤਾਰ ਸਿੰਘ ਸਰਾਭਾ (ਕੇਵਲ ਪੜ੍ਹਨ ਲਈ)	2	ਕਰਤਾਰ ਸਿੰਘ ਸਰਾਭਾ ਦੀ ਵੀਡੀਓ ਦਿਖਾਉਣੀ	ਪਾਠ-ਪੁਸਤਕ, ਸਮਾਰਟ ਬੋਰਡ
ਪਾਠ-7 ਸਾਡਾ ਵਿਰਸਾ (ਕਵਿਤਾ)	3	ਕਾਵਿ-ਟੁਕੜੀ ਕਰਵਾਈ ਜਾਵੇਗੀ (ਕੁਇਜ ਕਰਵਾਉਣਾ)	ਪਾਠ-ਪੁਸਤਕ

ਪਾਠ-8 ਕਾਠ ਦਾ ਘੋੜਾ(ਕਹਾਣੀ)(ਕੇਵਲ ਪੜ੍ਹਨ ਲਈ)	2	ਈਰਖਾ ਦੇ ਨੁਕਸਾਨ ਬਾਰੇ ਦੱਸਣਾ	ਪਾਠ-ਪੁਸਤਕ
ਪਾਠ-9 ਹਿੰਮਤ (ਕਹਾਣੀ) (ਕੇਵਲ ਪੜ੍ਹਨ ਲਈ)	1	ਹਿੰਮਤ ਨਾਲ ਕੰਮ ਕਰਨ ਲਈ ਪ੍ਰੇਰਿਤ ਕਰਨਾ	ਪਾਠ-ਪੁਸਤਕ
ਪਾਠ-10 ਫਰਿਆਦ (ਕਵਿਤਾ)	2	ਪੰਜਾਬੀ ਸੱਭਿਆਚਾਰ ਦੀਆਂ ਤਸਵੀਰਾਂ ਦਿਖਾਉਣਾ	ਪਾਠ-ਪੁਸਤਕ, ਸਮਾਰਟ-ਬੋਰਡ
ਪਾਠ-11 ਕਸੂਰ ਕਿਸਦਾ (ਕਹਾਣੀ)	4	ਪ੍ਰਦੂਸ਼ਣ ਦੇ ਨੁਕਸਾਨ ਦੱਸਣੇ	ਵਿਆਕਰਨ ਪਾਠ-ਪੁਸਤਕ
ਵਿਆਕਰਨ:-ਅਸੁੱਧ-ਸੁੱਧ ਪੇਜ ਨੰ.28 ਤੋਂ 29 ਸਾਰੇ ਵਿਰੋਧੀ ਸ਼ਬਦ ਪੇਜ ਨੰ. 120	2	ਡਿਕਟੇਸ਼ਨ ਕਰਵਾਉਣੀ	ਵਿਆਕਰਨ ਪਾਠ-ਪੁਸਤਕ, ਗ੍ਰੀਨ-ਬੋਰਡ
ਤਸਵੀਰ ਦੇਖ ਕੇ ਵਰਨਣ	1	ਤਸਵੀਰ ਵਰਨਣ ਬਾਰੇ ਜਾਣਕਾਰੀ ਦੇਣਾ	ਚਿੱਤਰ , ਕਿਤਾਬ
ਲੇਖ:-ਵਿਦਿਆਰਥੀ ਤੇ ਖੇਡਾਂ	1	ਖੇਡਾਂ ਲਈ ਪ੍ਰੇਰਿਤ ਕਰਨਾ	ਸਮਾਰਟ-ਬੋਰਡ
ਛੋਟੇ ਭਰਾ ਨੂੰ ਪੜ੍ਹਾਈ ਲਈ ਪ੍ਰੇਰਨਾ ਪੱਤਰ	1	ਨਿੱਜੀ ਪੱਤਰ ਦੀ ਭਾਗ ਵੰਡ ਬਾਰੇ ਦੱਸਣਾ	ਗ੍ਰੀਨ-ਬੋਰਡ

ਜੂਨ - ਗਰਮੀਆਂ ਦੀਆਂ ਛੁੱਟੀਆਂ

ਜੁਲਾਈ

ਪਾਠ ਨੰਬਰ / ਵਿਸ਼ਾ	ਦਿਨ	ਗਤੀਵਿਧੀਆਂ	ਸਹਾਇਕ ਸਮੱਗਰੀ
ਪਾਠ-12 ਪੀਣ ਵਾਲਾ ਪਾਣੀ	4	‘ਪਾਣੀ ਬਚਾਓ’ ਵਿਸ਼ੇ ‘ਤੇ ਪੋਸਟਰ ਤਿਆਰ ਕਰਵਾਉਣਾ	ਪਾਠ-ਪੁਸਤਕ
ਵਿਆਕਰਨ:- ਅਗੇਤਰ ਪੇਜ ਨੰ. 107 (1-20), ਵਿਸ਼ੇਸ਼	2	ਮੂਲ ਸ਼ਬਦਾਂ ਬਾਰੇ ਜਾਣਕਾਰੀ ਦੇਣਾ ਵਿਸ਼ੇਸ਼ ਬਾਰੇ ਜਾਣਕਾਰੀ ਦੇਣਾ	ਗ੍ਰੀਨ ਬੋਰਡ
ਲੇਖ:- ਸਮੇਂ ਦਾ ਸਦਉਪਯੋਗ	1	ਸਮੇਂ ਦੀ ਮਹੱਤਤਾ ਬਾਰੇ ਦੱਸਣਾ	ਵਿਆਕਰਨ ਪਾਠ-ਪੁਸਤਕ
ਜੁਰਮਾਨਾ ਮੁਆਫੀ ਲਈ ਬਿਨੈ-ਪੱਤਰ	1	ਪੱਤਰ ਲਿਖਣ ਦੇ ਢੰਗ ਬਾਰੇ ਦੱਸਣਾ	ਗ੍ਰੀਨ-ਬੋਰਡ
ਵਿਆਕਰਨ :-ਮੁਹਾਵਰੇ ਪੇਜ ਨੰ. 151 ਤੋਂ 152 (1-20)	1	ਮੁਹਾਵਰਿਆਂ ਦੀ ਮਹੱਤਤਾ ਬਾਰੇ ਦੱਸਣਾ	ਪਾਠ-ਪੁਸਤਕ

ਗਤੀਵਿਧੀ:- ਪ੍ਰੋਜੈਕਟ ਤਿਆਰ ਕਰਵਾਉਣਾ

ਅਗਸਤ

ਪਾਠ ਨੰਬਰ / ਵਿਸ਼ਾ	ਦਿਨ	ਗਤੀਵਿਧੀਆਂ	ਸਹਾਇਕ ਸਮੱਗਰੀ
ਪਾਠ-13 ਨਿੰਮ ਵਾਲੀ ਤਾਈ (ਕਵਿਤਾ)	3	ਰੁੱਖ ਲਗਾਉਣ ਲਈ ਪ੍ਰੇਰਿਤ ਕਰਨਾ	ਪਾਠ-ਪੁਸਤਕ
ਪਾਠ-14 ਕਾਬਲੀਵਾਲਾ (ਕਹਾਣੀ)	4	ਭੇਦ-ਭਾਵ ਨੂੰ ਖਤਮ ਕਰਨ ਲਈ ਪ੍ਰੇਰਿਤ ਕਰਨਾ	ਪਾਠ-ਪੁਸਤਕ
ਪਾਠ-15 ਅੱਜ ਦੇ ਵਿਆਹ ਅਤੇ ਫਜ਼ੂਲ ਖਰਚੀਆਂ (ਲੇਖ)	4	ਫਜ਼ੂਲ ਖਰਚ ਨੂੰ ਘੱਟ ਕਰਨ ਲਈ ਪ੍ਰੇਰਿਤ ਕਰਨਾ	ਪਾਠ-ਪੁਸਤਕ

ਸਤੰਬਰ ਦੁਹਰਾਈ , ਪਹਿਲੀ ਛਿਮਾਹੀ ਦੀ ਪ੍ਰੀਖਿਆ

ਦੂਸਰੀ ਛਿਮਾਹੀ ਅਕਤੂਬਰ ਤੋਂ ਮਾਰਚ ਤੱਕ

ਅਕਤੂਬਰ

ਪਾਠ ਨੰਬਰ/ਵਿਸ਼ਾ	ਦਿਨ	ਗਤੀਵਿਧੀਆਂ	ਸਹਾਇਕ ਸਮੱਗਰੀ
ਪਾਠ-16 ਦਿਆਲੂ ਰਾਜਾ (ਕਵਿਤਾ)	3	ਕਵਿਤਾ ਦੀ ਕਹਾਣੀ ਬਣਾਉਣਾ	ਪਾਠ-ਪੁਸਤਕ
ਪਾਠ-17 ਸੂਰਜ ਕਦੇ ਛਿਪਦਾ ਨਹੀਂ (ਕਹਾਣੀ)	4	ਦੇਸ਼ ਪ੍ਰੇਮ ਦੀ ਭਾਵਨਾ ਪੈਦਾ ਕਰਨੀ	ਪਾਠ-ਪੁਸਤਕ
ਵਿਆਕਰਨ:- ਪਿਛੇਤਰ ਪੇਜ ਨੰ.109 (1-20)	1	ਮੂਲ ਸ਼ਬਦਾਂ ਦੀ ਪਹਿਚਾਣ ਕਰਵਾਉਣੀ	ਗ੍ਰੀਨ-ਬੋਰਡ
ਬਹੁਤੇ ਸ਼ਬਦਾਂ ਦੀ ਥਾਂ ਇੱਕ ਸ਼ਬਦ ਪੇਜ ਨੰ. 130-131 (21-40)	1	ਡਿਕਟੇਸ਼ਨ ਕਰਵਾਉਣੀ	ਗ੍ਰੀਨ-ਬੋਰਡ
ਲੇਖ:- ਪ੍ਰਦੂਸ਼ਣ ਦੀ ਸਮੱਸਿਆ	5	ਭਾਸ਼ਣ ਪ੍ਰਤੀਯੋਗਤਾ ਕਰਵਾਉਣੀ	ਪਾਠ-ਪੁਸਤਕ
ਮਿੱਤਰ ਨੂੰ ਗਰਮੀਆਂ ਦੀਆਂ ਛੁੱਟੀਆਂ ਬਿਤਾਉਣ ਲਈ ਪੱਤਰ	1	ਨਿੱਜੀ ਪੱਤਰ ਨੂੰ ਲਿਖਣ ਦਾ ਢੰਗ ਦੱਸਣਾ	ਗ੍ਰੀਨ-ਬੋਰਡ

ਨਵੰਬਰ

ਪਾਠ ਨੰਬਰ/ਵਿਸ਼ਾ	ਦਿਨ	ਗਤੀਵਿਧੀਆਂ	ਸਹਾਇਕ ਸਮੱਗਰੀ
ਪਾਠ-18 ਹਿੰਦ ਦੀ ਚਾਦਰ: ਗੁਰੂ ਤੇਗ ਬਹਾਦਰ ਜੀ	4	ਗੁਰੂ ਤੇਗ ਬਹਾਦਰ ਜੀ ਦੀ ਵੀਡੀਓ ਦਿਖਾਈ ਜਾਵੇਗੀ	ਸਮਾਰਟ-ਬੋਰਡ
ਪਾਠ-19 ਸਰਘੀ ਦੀ ਲੋਅ (ਕਵਿਤਾ) (ਕੇਵਲ ਪੜ੍ਹਨ ਲਈ)	1	ਦੇਸੀ ਮਹੀਨਿਆਂ ਬਾਰੇ ਦੱਸਣਾ	ਪਾਠ-ਪੁਸਤਕ
ਪਾਠ-20 ਕਿਰਤ ਦਾ ਮੁੱਲ (ਕਹਾਣੀ)	5	ਕਿਰਤ ਦਾ ਸਤਿਕਾਰ ਕਰਨ ਲਈ ਵੀਡੀਓ ਦਿਖਾਈ ਜਾਵੇਗੀ	ਸਮਾਰਟ-ਬੋਰਡ
ਪਾਠ-21 ਐਲਫਰਡ ਨੋਬਲ (ਜੀਵਨੀ)	4	ਚੰਗੇ ਕੰਮ ਕਰਨ ਲਈ ਪ੍ਰੇਰਿਤ ਕਰਨਾ	ਪਾਠ-ਪੁਸਤਕ
ਵਿਆਕਰਨ:- ਵਿਸਰਾਮ-ਚਿੰਨ੍ਹ	1	ਪੀ ਪੀ ਟੀ ਦੁਆਰਾ ਸਮਝਾਉਣਾ	ਸਮਾਰਟ-ਬੋਰਡ
ਤਸਵੀਰ ਦੇਖ ਕੇ ਵਰਨਣ	1	ਤਸਵੀਰ ਵਰਨਣ ਕਰਵਾਉਣਾ	ਸਮਾਰਟ-ਬੋਰਡ
ਲੇਖ:- ਇੰਟਰਨੇਟ	1	ਇੰਟਰਨੇਟ ਦੀ ਮਹੱਤਤਾ ਬਾਰੇ ਦੱਸਣਾ	ਪਾਠ-ਪੁਸਤਕ
ਮਿੱਤਰ ਨੂੰ ਪਾਸ ਹੋਣ ਤੇ ਵਧਾਈ ਪੱਤਰ	1	ਪੱਤਰ ਦੀ ਭਾਗ ਵੰਡ ਬਾਰੇ ਦੱਸਣਾ	ਪਾਠ-ਪੁਸਤਕ
ਵਿਆਕਰਨ:- ਅਸੁੱਧ- ਸੁੱਧ ਪੇਜ ਨੰ. 30 ਤੋਂ 31 ਸਾਰੇ ਵਿਰੋਧੀ ਸ਼ਬਦ ਪੇਜ ਨੰ. 121	2	ਡਿਕਟੇਸ਼ਨ ਕਰਵਾਉਣੀ	ਪਾਠ-ਪੁਸਤਕ

ਦਸੰਬਰ

ਪਾਠ ਨੰਬਰ/ਵਿਸ਼ਾ	ਦਿਨ	ਗਤੀਵਿਧੀਆਂ	ਸਹਾਇਕ ਸਮੱਗਰੀ
ਪਾਠ-22 ਆਓ ਛੂਤ-ਛਾਤ ਨੂੰ ਮਿਟਾਈਏ (ਕਵਿਤਾ)	2	ਕਾਵਿ-ਟੁਕੜੀ ਕਰਵਾਈ ਜਾਵੇਗੀ	ਪਾਠ-ਪੁਸਤਕ

ਪਾਠ-23 ਸਵਾਮੀ ਵਿਵੇਕਾਨੰਦ (ਜੀਵਨੀ)	4	ਵਿਸ਼ੇ ਨਾਲ ਸੰਬੰਧਿਤ ਵੀਡੀਓ ਦਿਖਾਉਣੀ	ਸਮਾਰਟ-ਬੋਰਡ
ਪਾਠ-24 ਘਰ ਦੀ ਫੌਜ (ਇਕਾਂਗੀ) ਐਕਟੀਵਿਟੀ ਲਈ	3	ਇਕਾਂਗੀ ਮੰਚਨ ਕਰਵਾਇਆ ਜਾਵੇਗਾ	ਸਜੀਵ ਪਾਤਰ, ਕਿਤਾਬ
ਵਿਆਕਰਨ :-ਮੁਹਾਵਰੇ ਪੇਜ ਨੰ. 152 ਤੋਂ 153 (21-40)	1	ਮੁਹਾਵਰਿਆਂ ਦੀ ਮਹੱਤਤਾ ਬਾਰੇ ਦੱਸਣਾ	ਪਾਠ-ਪੁਸਤਕ
ਵੱਡੀ ਭੈਣ ਦੇ ਵਿਆਹ ਤੇ ਛੁੱਟੀ ਲੈਣ ਲਈ ਬਿਨੈ-ਪੱਤਰ	1	ਬਿਨੈ ਪੱਤਰ ਲਿਖਣ ਦਾ ਢੰਗ ਦੱਸਣਾ	ਗ੍ਰੀਨ-ਬੋਰਡ

ਜਨਵਰੀ / ਫਰਵਰੀ / ਮਾਰਚ - ਦੋਹਰਾਈ + ਸਲਾਨਾ ਪ੍ਰੀਖਿਆ

COMPUTER

Book: HANDS ON

Publication: DAV Publication

"Technology is not an event, it's just part of the everyday learning!"

Importance of Computer Education

Computer technology has a deep impact on the education sector. Thanks to computers, imparting education has become easier and much more interesting than before. Computers have changed the way we study/work, be it any course/profession. Computers play a vital role in every field especially it play an important role in education. That is why the education system has made computer education a part of school curriculum. Considering the use of computer technology in almost every sphere of life, it is important for everyone to have at least the basic knowledge of using computers.

AIMS & OBJECTIVES:

1. Foremost aim is to make students Technology Savvy.
2. To inculcate enough knowledge among the students about Network & its types.
3. To enable the students in creating web pages using HTML.
4. Students should be able to find solutions of problems through Flow Charts.
5. Students should be able to create simple Programs using QBasic.
6. To create awareness among students about Cyber Crimes and Cyber Laws.

INSTRUCTION FOR THE TEACHERS:

1. It is necessary to take students to the lab once in a week according to fix Time Table.
2. It is necessary to show all the links given in the book & perform all the given activities.
3. Teacher will look after each & every child in lab.

4. Teacher will make it sure that all the students have performed the lab activity or not.
5. Students will be evaluated only on the basis of skills in practical.

INSTRUCTION FOR THE STUDENTS:

1. Students will bring their books according to time table.
2. Students will sit according to Roll No. in lab.
3. Students will not change the Control Panel Settings.
4. Students will follow all the Rules & Regulations of Lab + Instructions of Teacher.

TOOLS & TECHNIQUES:

Exploratory Thinking, Demonstration Method, Active Learner Participation, Logical Thinking, Experimentation Method, Effective integration of Technology, Oral Questioning.

NOTE :

Computer/ICT is a completely skill based subject. So, No Pen Paper Test/Exam will be conducted to evaluate the student's performance. Students will be evaluated on the basis of Practical skills only that will be conducted Month Wise, Half Yearly & Annually.

FIRST TERM (APRIL TO SEPTEMBER)

APRIL

Chapter No./ Name of Chapter	No. of Periods	Lab Activities	Teaching Aids
Chapter - 1 Let us Explore- Computer Network	5	<ol style="list-style-type: none"> 1. Understand the Networking & its types. 2. Know about the working of networking devices. 3. Differentiate between types of network. 	Networking devices, Computer Lab
Chapter - 2 HTML - 1	5	<ol style="list-style-type: none"> 1. Type HTML code by using paragraph and heading tag. 2. Type HTML code by using different attributes of font tag. 	E-Smart Board, Stylus

MAY

Chapter No./ Name of Chapter	No. of Periods	Lab Activities	Teaching Aids
Chapter - 3 Lists and Tables in HTML	5	1. Create ordered and unordered list of fruits in web page. 2. Create table to store information about your class students.	E-Smart Board, Stylus

JUNE (Summer Vacation)**JULY**

Chapter No./ Name of Chapter	No. of Periods	Lab Activities	Teaching Aids
Chapter - 4 HTML- III	5	1. Insert an image in the web page using img tag. 2. Create hyperlink in the web page using anchor tag.	E-Smart Board, Stylus

AUGUST

Chapter No./ Name of Chapter	No. of Periods	Lab Activities	Teaching Aids
Chapter - 5 Identifying Networked Resources and Computers	5	1. Understands about the Domain Name & URL. 2. Different types of Networking Protocols. 3. Differentiate between MAC and IP address. 4. Find IP address of your system.	E-Smart Board, Stylus, Internet Connection

AUGUST & SEPTEMBER- Oral /Practical Examination**SECOND TERM (OCTOBER TO MARCH)**

OCTOBER

Chapter No./ Name of Chapter	No. of Periods	Lab Activities	Teaching Aids
Chapter - 6 Problem Solving	5	1. Draw a flowchart to add two numbers. 2. Draw a flowchart to check whether a triangle is equilateral, isosceles or scalene.	E-Smart Board, Stylus

NOVEMBER

Chapter No./ Name of Chapter	No. of Periods	Lab Activities	Teaching Aids
Chapter-7 Programming with QBasic	6	1. Write a program to calculate simple interest. 2. Write a program to find area of a circle.	E-Smart Board, Stylus PCs in Lab.
Chapter - 8 Looping in QBasic & Project Handling	2	1. Write a program to print table of 6 (upto 10 times only)	E-Smart Board, Stylus, Internet Connection

DECEMBER

Chapter No./ Name of Chapter	No. of Periods	Lab Activities	Teaching Aids
Chapter - 8 Looping in QBasic & Project Handling	4	2. Write a program to print numbers from 1 to 10.	E-Smart Board, Stylus, Internet Connection
Chapter - 9 The Cyber World, Cyber Crime & The Law	4	1. Cyber Safety 2. Cyber Crimes 3. Cyber Laws	E-Smart Board, Stylus,

JANUARY & FEBRUARY -

REVISION + ORAL / PRACTICAL EXAMINATION

MARCH - ANNUAL EXAMINATION

Evaluation Criteria For Both Terms

Practical Activity 1 (5 Marks)	Practical Activity 2 (5 Marks)	Practical Activity 3 (10 Marks)	Marks of Two Best Activities (10+10=20)	Short Practical 2 (10) + Long Practical 1 (10) + Viva (10) = 30 Marks (Oral / Practical Examination)	Total Marks = 50 Monthly Activities (20) + Oral / Practical Examination (30)
-----------------------------------	-----------------------------------	------------------------------------	--	---	---

Students will be awarded grades as Computer / ICT is a Co - Scholastic Subject

VISUAL ART

“Drawing plays a big role in our cognitive development. It can help us learn to write and think creativity, develop hand eye co-ordination, hone analytic skills”

AIMS & OBJECTIVES:-

1. To develop observation, imagination and self expression to be able to put thoughts on paper through art.
2. To work confidently with a variety of material.
3. Art Education enables the child to explore alternative ways of communicating with others. It encourages the ideas that are personal, inventive & makes a vital contribution to the development of a range of intelligence.
4. To express individuality.
5. To develop eye and hand co-ordination.

COMMON INSTRUCTIONS FOR STUDENTS :

1. Students must bring their step by step Book & Drawing file according to time-table.
2. Students must bring their own drawing material like HB Pencil, Non-Dust Eraser, Pencil, Colour etc.
3. Students should use their creative & imaginative skill while drawing and performing craft.
4. Difficult topics must be practiced in drawing file.

COMMON INSTRUCTIONS FOR TEACHERS :

1. Teachers should prepare the activities mentioned in study plan in advance.
2. Use of Technology must be there.
3. Check and return the drawing files in time.

NOTE: Practically demonstration must be given by teacher using E-Smart board, colorful chalks, dusters, colors etc.

TOOLS FOR EVALUATION :

- * Neatness in work and coloring.
- * Students creativity and interest.

FIRST TERM (APRIL TO SEPTEMBER)

APRIL

Step By Step	No. of Periods
Page No. 1 to 4(Still Life)	2

MAY

Step By Step	No. of Periods
Page No. 5 to 12(Flower and Tree Study)	4

JUNE-Summer Vacation- Page no. 14, 15(Tree Study), 16, 17 (Bird Study)

JULY

Step By Step	No. of Periods
Page No. 18 to 23(Bird and Animal Study)	3

AUGUST Practice for Half Yearly Examination

SEPTEMBER Half-Yearly Examination

SECOND TERM (OCTOBER TO MARCH)

OCTOBER

Step By Step	No. of Periods
Page No. 25,26,27,30(Human Study)	2

NOVEMBER

Step By Step	No. of Periods
Page No. 32,33,34,40 to 42(Perspective Composition)	3

DECEMBER

Step By Step	No. of Periods
Page No. 44,46,47,49(Cartoon Study Stencilling)	3

JANUARY/FEBRUARY/ MARCH - Revision +Annual Examination

GENERAL KNOWLEDGE

“An investment in General Knowledge pays the best interest.”

Book : Kid Wiz

Publication : DAV Publication

IMPORTANCE OF GENERAL KNOWLEDGE

The name itself says that it is a general that every common student must and should possess. It is useful in terms of personal, academic and professional levels. In day to day life also General Knowledge is useful as it is all about common things. It is an important component of crystallized intelligence and is strongly associated with General Intelligence. It is a wide body of information that a student acquires from Education and from life. It also helps to grow student's confidence level and may prove to be of some great help during some important events of our lives like interview etc. A good knowledge of everything around, always impress the people around you.

AIMS & OBJECTIVES:-

1. To acquaint students about their surroundings.
2. To have a healthy discussion about the day to day happening around the world.
3. To formulate the students for the competitive level of general awareness.
4. To make students more competent and smarter.

INSTRUCTION FOR THE TEACHERS:-

1. It is necessary that the teacher's voice should be audible and clear.
2. It is mandatory to prepare the teaching content in advance.
3. Teacher will make it sure that all the students must carry their study material like books or scrap file etc.
4. It is advisable to maintain complete record of students' performance.
5. It is necessary that the checking must be done carefully and in proper time.
6. Newspaper reading must be in every lecture.

INSTRUCTION FOR THE STUDENTS:-

1. Students must complete the given work at proper time.
2. Scrap files must be maintained properly.
3. Students must follow the instructions of the teacher.
4. Students must converse in English language.

Note: Write 3 to 5 lines about every activity / project work on the scrap file.

FIRST TERM (APRIL TO SEPTEMBER)**APRIL**

Unit No. and Name	No. of Periods	Activity	Teaching Aids
UNIT-1 Language and Literature	6-8	Scrap File Work: 1. Paste 5 pictures of great Laureates of English Language with their contribution. 2. Write any 10 idioms/ phrases with their meaning in your scrap file.	Kid Wiz Book

MAY

Unit No. and Name	No. of Periods	Activity	Teaching Aids
UNIT-II Environment Around	6-8	Scrap File Work: 1. Paste 5 pictures of great scientists with their inventions. 2. Paste 5 live specimens of Herbal plants with reference to the name of the disease for which it is used.	Kid Wiz Book

JUNE- SUMMER VACATION**JULY**

Unit No. and Name	No. of Periods	Activity	Teaching Aids
UNIT-III World Around	6-8	Scrap File Work: 1. Paste 5 pictures of Indian Revolutionaries with their achievements.	Kid Wiz Book

AUGUST

Revision for Half Yearly Examination

SEPTEMBER

HALF YEARLY EXAMINATION

SECOND TERM (OCTOBER TO MARCH)**OCTOBER**

Unit No. and Name	No. of Periods	Activity	Teaching Aids
UNIT-IV Art and Culture	6-8	Scrap File Work: 1. Paste 5 pictures of famous dance forms with their associated dancers. 2. Paste 5 pictures of different festivals.	Kid Wiz Book

NOVEMBER

Unit No. and Name	No. of Periods	Activity	Teaching Aids
UNIT-VI Sports and Games	6-8	Scrap File Work: 1. Paste 5 pictures of national game of different countries. 2. Paste any 5 sports news headlines of the current month.	Kid Wiz Book

DECEMBER

Unit No. and Name	No. of Periods	Activity	Teaching Aids
UNIT-V Math Magic	6-8	Scrap File Work: 1. Paste picture of great Mathematician Ramanujan and prepare his fact file in your scrap file.	Kid Wiz Book + Worksheet of Maths

JANUARY/ FEBRUARY REVISION FOR ANNUAL EXAMINATION
MARCH ANNUAL EXAMINATION

<u>ORAL CRITERIA</u>	
Parameters of Assessment	Marks
Book Content	12
Scrap File	3
Current News	2
Self Introduction	2
Condition of Book	2
Condition of Diary	2
Discipline	2
Uniform	2
House Information	2
Total	30

नैतिक शिक्षा

”शिष्टाचार अथवा विनम्रतापूर्वक एवं शालीनतापूर्ण आचरण ही वह आभूषण है जो मनुष्य को आदर-सम्मान दिलाता है “।

नोट :

1. नोटबुक प्रस्तुतिकरण में नियमितता ,कार्यपूर्ति, स्वच्छता और रख-रखाव को जाँचा जाएगा।
2. विशेष संवर्धन गतिविधि में भाषा के वाचन एवं श्रवण कौशल पर बल दिया जाएगा।
3. सत्र के अंत में दोनों सत्रों की कॉपियों की दोहराई और आंतरिक मूल्यांकन के लिए संभाल कर रखा जाए।
4. लिखित परीक्षा की कॉपी पूरे सत्र में एक ही होनी चाहिए।

सामान्य उद्देश्य :

1. छात्रों में माता,पिता- अध्यापकों एवं बुजुर्गों के प्रति सम्मान और सेवा भावना उत्पन्न करना ।
2. छात्र छात्राओं में-ईश्वरभक्ति की भावना के साथ साथ उनमें आस्तिकता की भावना-
| उत्पन्न करना
3. धार्मिक रूचि का संवर्धन करना, अच्छी आदतें डालना ।
4. उन्हें देश एवं जाति की सेवा के प्रति कर्तव्यनिष्ठ बनाना ।
5. उत्तम ग्रंथों के माध्यम से स्वाध्याय प्रति रूचि जागृत करना।
6. देश-धर्म की सेवा में जीवन लगाने वाले तथा उत्तम ग्रंथों की रचना द्वारा ज्ञान का संवर्धन करने वाले महापुरुषों के चरित्र से परिचय करवाना।

अध्यापकों के लिए सामान्य निर्देश :

1. बच्चों को प्रतिदिन नैतिक मूल्यों की जानकारी देना ।
2. बच्चों को पुस्तक ज्ञान को अपने अंदर डालने के लिए प्रेरित करना।
3. उत्तर पुस्तिका में उत्तर ध्यानपूर्वक लिखना व बच्चों को लिखवाना।
4. जाँच कार्य समय अनुसार और सतर्कतापूर्वक होना चाहिए।
5. समय समय पर-जाँचना।

विद्यार्थियों के लिए सामान्य निर्देश :

1. विद्यार्थी कक्षा में अनुशासित ढंग से पठनपाठन प्रक्रिया में भाग- ले।
2. अध्यापकों द्वारा दी शिक्षा पर अमल करें ।
3. मंत्र, प्रार्थनाओं का नित्य अभ्यास करें ।
4. लिखित कार्य करते समय लिखाई सुंदर व स्पष्ट होनी चाहिए।
5. शब्दों की बनावट और मात्राओं पर विशेष ध्यान दें।

प्रथम सत्र (अप्रैल से सितंबर तक)

अप्रैल

पाठ का नाम / विषय	कालांश	गतिविधियाँ	सहायक सामग्री
पाठओम ध्वज 1-	2	छात्र उत्तर लिखकर और ध्वज तैयार करेंगे ।	मौखिक परीक्षण
पाठ ईश्वर का सर्वश्रेष्ठ 2- नाम	2	ॐ की महिमा पर कुछ वाक्य लिखेंगे	लिखित परीक्षण
पाठ आत्मबोध 3-	1	उदाहरण समझकर भावार्थ याद करेंगे ।	प्रश्नावली

मई

पाठ का नाम / विषय	कालांश	गतिविधियाँ	सहायक सामग्री
पाठगीता के श्लोक 4-	1	कठिन शब्दों के अर्थ समझेंगे सस्वर लयबद्ध गायन ।	मौखिक सुनना
पाठ गायत्री जप का 5- प्रभाव	2	गायत्री मंत्र अर्थ सहित लिखेंगे ।	लिखित परीक्षा
पाठसंस्कृत भाषा 6-	2	संस्कृत कवियों के नाम याद करेंगे ।	प्रश्नावली
पाठराष्ट्रभाषा हिंदी 7-	2	राष्ट्रभाषा हिंदी को समझेंगे व उत्तर लिखेंगे ।	लिखित रचनात्मक मूल्यांकन-1

जून

ग्रीष्मावकाश अवकाश +

डी.ए.वी. स्थापना दिवस (चरित्र निर्माण शिविर)

जुलाई

पाठ का नाम / विषय	कालांश	गतिविधियाँ	सहायक सामग्री
पाठ-8 पंच महायज्ञ	2	पंच महायज्ञ को समझकर याद करेंगे	लिखित परीक्षण
पाठ-9 डी.ए.वी. गान	2	डी.ए.वी. गान याद करेंगे	मौखिक परीक्षण
योग की पहली सीढ़ी यम-	2	योग की क्रियाओं को समझेंगे	मौखिक परीक्षण

अगस्त

करवाए गए पाठ्यक्रम की दोहराई

सितंबर

अर्ध वार्षिक परीक्षा

दूसरा सत्र अक्टूबर से मार्च तक

अक्टूबर

पाठ का नाम / विषय	कालांश	गतिविधियाँ	सहायक सामग्री
पाठ- 11 योग की द्वितीय सीढ़ी - नियम	2	पाँचों नियमों को समझकर याद करेंगे	प्रश्नावली
पाठ-12 वर्ण व्यवस्था का स्वरूप	2	चारों वर्णों को समझकर लिखेंगे	प्रश्नावली
पाठ- 13 आश्रम व्यवस्था	2	आश्रम व्यवस्था के स्वरूप को समझेंगे	लिखित परीक्षण

नवंबर

पाठ का नाम / विषय	कालांश	गतिविधियाँ	सहायक सामग्री
पाठ-14 किस दर पर जाऊँ मैं	1	भगवान को सच्चा सहायक समझेंगे	मौखिक परीक्षण
पाठ-15 आर्य समाज के नियम	2	व्याख्यासहित नियम याद करेंगे	लिखित परीक्षण
पाठ-16 सत्यार्थ प्रकाश	2	सत्यार्थ प्रकाश ग्रंथ को समझकर सही ज्ञान प्राप्त करेंगे	मूल्यांकन -3

दिसंबर

पाठ का नाम / विषय	कालांश	गतिविधियाँ	सहायक सामग्री
पाठ -17 डी.ए.वी संस्थाएँ	2	शिक्षा के क्षेत्र में डी.ए.वी के योगदान को जानेंगे	मौखिक परीक्षण

पाठ-18 न्यायमूर्ति डॉ. मेहरचंद महाजन	2	इनकी सेवाओं को समझते हुए समय भी उनसे प्रेरित होंगे।	लिखित परीक्षण
पाठ 19 राष्ट्रीय गीत	2	इस गीत को याद करेंगे। (सस्वर लयबद्ध गायन)	लिखित रचनात्मक मूल्यांकन-4

जनवरी / फरवरी / मार्च

करवाए गए पाठ्यक्रम की दोहराई + वार्षिक परीक्षा

संस्कृत

पुस्तक - सुरभि

प्रकाशन - डी प्रकाशन.वी.ए.

भारतस्य प्रतिष्ठे द्वे संस्कृतं संस्कृतिस्तथा

सामान्य उद्देश्यः

1. विद्यार्थियों में संस्कृत के प्रति रूचि एवं संस्कार उत्पन्न करना।
2. विद्यार्थियों में संस्कृत ज्ञान को विकसित करना।
3. बच्चों में राष्ट्रीय समाज व अपने संस्थान के प्रति सम्मान की भावना उत्पन्न करना।
4. पाठों के माध्यम से बच्चों को संस्कृत की बातचीत की शैली से परिचित करवाना।
5. स्वाध्याय की रूचि को बढ़ाना।

अध्यापकों के लिए सामान्य निर्देश

1. अध्यापक पहले से ही पाठ योजना तैयार करें।
2. कक्षा में भाषा का उच्चारण शुद्ध व प्रभावशाली होना चाहिए।
3. सभी अध्यापक विद्यार्थियों के पठन-कौशल में विशेष ध्यान दें।
4. बच्चों को संस्कृत भाषा बोलने के लिए प्रेरित करें।

विद्यार्थियों के लिए सामान्य निर्देश

1. बच्चे पाठ के पठन पर विशेष ध्यान दें।
2. विद्यार्थी कक्षा में अनुशासित ढंग से पठन पाठन प्रक्रिया में भाग लें।
3. प्रतिदिन संस्कृत भाषा का अभ्यास करेंगे।
4. पीरियड के अनुसार संस्कृत पुस्तक लाना अनिवार्य है।

प्रथम सत्र अप्रैल से -सितंबर तक

अप्रैल

पाठ का नाम /विषय	कालांश	गतिविधियाँ	सहायक सामग्री
पाठ 1-सुवचनानि	3	श्लोक उच्चारण करवाकर देखना	पठन कौशल
पाठ 2-वसुधैव कुटुम्बकमं	1	मिलकर रहने के फायदे पर चर्चा	पाठ्य पुस्तक

मई

पाठ का नाम /विषय	कालांश	गतिविधियाँ	सहायक सामग्री
पाठ 3-अहं नदी अस्मि	1	नदी की महत्ता बताना	पाठ्य पुस्तक
पाठ 4-क्षमस्व महर्षे!	1	क्षमा के महत्त्व के बारे में बताना	दृश्यात्मक सामग्री

जून

ग्रीष्मावकाश

जुलाई

पाठ का नाम /विषय	कालांश	गतिविधियाँ	सहायक सामग्री
पाठ 5-दिव्या गीर्वाणभारती	1	संस्कृत के रचनाकारों की जानकारी देना	अन्य पुस्तक
पाठ 6-मधुराणि वचनानि	1	श्लोक बुलवाना	पाठ्य पुस्तक

अगस्त- करवाए गए पाठ्यक्रम की दोहराई

सितंबर- अर्धवार्षिक परीक्षा

द्वितीय सत्र - अक्टूबर से मार्च तक

अक्टूबर

पाठ का नाम /विषय	कालांश	गतिविधियाँ	सहायक सामग्री
पाठ 7-सफलं तस्य जीवितं	1	श्लोक बुलवाना	पाठ्य पुस्तक
पाठ 8-क्रोधेन कार्यं न सिध्यति	1	क्रोध के नुकसान पर चर्चा	पाठ्य पुस्तक

विषय संवर्धन गतिविधि : श्लोक उच्चारण

नवंबर

पाठ का नाम /विषय	कालांश	गतिविधियाँ	सहायक सामग्री
पाठ 9-अविश्वस्ते न विश्वसेत्	1	अभिनय कौशल	पाठ्य पुस्तक

पाठ 10-गुणाः पूजास्थानं	1	अब्दुल कलाम के बारे में चर्चा	पाठ्य पुस्तक , दृश्यात्मक सामग्री
-------------------------	---	-------------------------------	--------------------------------------

दिसंबर

पाठ का नाम /विषय	कालांश	गतिविधियाँ	सहायक सामग्री
पाठ 11-हितं मनोहारि च दुर्लभं वचः	1	सूक्तियाँ बुलवाना	पाठ्य पुस्तक
पाठ 12-स्वाध्यायात् मा प्रमदः	1	माता-पिता ,आचार्य पर वाक्य बुलवाना	अन्य पुस्तक

जनवरी / फरवरी / मार्च - करवाए गए पाठ्यक्रम की दोहराई + वार्षिक परीक्षा

संस्कृत	
क्रं विषय	कुल अंक (25)
1. पुस्तक पढ़ना	अंक 5
2. व्याकरण	अंक 5
3. पाठ्य पुस्तक का अभ्यास	10 अंक
4. संस्कृत परिचय	2अंक
5. अनुशासन / वर्दी / पुस्तक	3अंक
कुलांक	अंक 25

PERFORMING ART

"It is the supreme art to awaken joy in creative expression and knowledge."

Importance of Music & Dance:- Music and dance give great self-satisfaction and self confidence. It brings name, fame and riches i.e success in life. It has social, emotional and spiritual benefits and gives happiness to life.

INSTRUCTIONS FOR TEACHERS:-

- Give the introduction about your topic and demonstrate.
- Pay attention towards Non Performers.
- Teacher should be well prepared.
- The song should be selected according to class level.
- Assessment of students should be done on regular basis.

INSTRUCTIONS FOR STUDENTS:-

- Move in queue to Music and Dance room.
- Keep the shoes in shoe Rack.
- Do the practice at home.
- Don't touch anything without teacher's permission.

AIMS:

1. To develop a context for aesthetic and artistic experience and the opportunity to develop personally and physically through participated in dance in an enjoyable environment.
2. To provide for aesthetic experiences and to develop aesthetic awareness in the music, in drama, in dance and literature.

OBJECTIVES:

1. To enhance knowledge and understanding of dance as an aesthetic & artistic experience.
2. Cooperate with others in dance activities.
3. To enrich personal and social development while interacting with others in a variety of structural contexts.
4. To arise the learning interest and area in instrumental learning.
5. To develop the interest to know about Indian culture.
6. To make them able to become an artist.

FIRST TERM (APRIL TO SEPTEMBER)**APRIL to MAY**

Topic	No. of Days	Tools & Techniques	Teaching Aid
Patriotic Song	6	Demonstration with singing and instruments	Harmonium, lyrics etc.
Patriotic Chorography	6	Demonstration with steps	With sound system

JUNE- Summer Vacation**JULY to AUGUST**

Topic	No. of Days	Tools & Techniques	Teaching Aid
Nukkad natak	6	Demonstration with action & Dialogues.	Script of Natak etc.
Punjabi Dance	6	Demonstration with steps	With sound system

AUGUST - REVISION

SEPTEMBER - HALF-YEARLY EXAMINATION

SECOND TERM (OCTOBER TO MARCH)

OCTOBER to NOVEMBER

Topic	No. of Days	Tools & Techniques	Teaching Aid
Western Dance	6	Demonstration with Action + steps	Sound system
Instruments	6	Knowledge about instruments + Demonstration	Guitar + Harmonium + Chongo, E-Pad etc.

DECEMBER / JANUARY / FEBRUARY

REVISION

MARCH

ANNUAL EXAMINATION

Blue Print for Practical Examination

Dance

1. Interest
2. Body Movement
3. Expression
4. Active Participation
5. Imagination and Innovation
6. Artistic Temperament

Music

1. Interest
2. Rhythm
3. Melody
4. Active Participation
5. Imagination and Innovation
6. Artistic Temperament

Note:-Students will be observed in 5 points grading scale.(A = Outstanding , B = V. Good , C = Good, D= Fair and E = Average) The aspects of regularity, sincere participation , output and teamwork.

HEALTH & PHYSICAL EDUCATION

IMPORTANCE OF PHYSICAL EDUCATION: Physical Education is the part of General Education program which is considered with growth, Development and education of students through the medium of muscle activities. It is the education of whole child by means of physical activities. Physical activities are the tools. They are so selected and considered as to influence every child's Physically, Mentally, Emotionally and Morally.

AIMS & OBJECTIVES:

1. Interact with the natural world in a positive manner.
2. Develop qualities such as leadership, team spirit, sense of belongingness, Courage and self defence.
3. Participate in the activities for fun and joy.
4. Conduct the movement with more body control.
5. To ensure optimum growth of each child.
6. Understand that hygienic fitness, protection and health care are important for health.

Objectives and learning outcome will be cleared to the students:

- All the Topics must be discussed thoroughly. Class 5th to 10th, all the three activity of co-scholastic area must be cleared and basic knowledge must be given to students and its practice will be done with the help of teachers, throughout the year.
- File of concerned chosen activities will be prepared. It will be accessed and evaluated.

INSTRUCTION FOR THE TEACHERS:

1. Try to reach in class in time.
2. Bring your classes in the ground in line and discipline.
3. Take care of students in ground specially girls.
4. Prepare your team properly selected students from different classes.
5. Maintain sports ground properly.

INSTRUCTIONS FOR THE STUDENTS:

1. Move always in line.
2. Maintain Self Discipline in Sports Ground.
3. Obey the instruction given by Teacher.
4. Play the games with team spirit.
5. Follow the rule and regulation during play the game.

Note: All the Activities will be followed according to the CBSE guidelines.

FIRST TERM (APRIL TO SEPTEMBER)**APRIL**

Lesson-No Topic	No of Period	Subject Enrichment Activities	Teaching Aid
Human Body-	01	Demonstration	Chart/Video
Game- Volley Ball, Service	01	Play Game in Ground	Play Game/Video
Gym	01	Exercise In Gym	Multi Gym
NCC/ YOGA	01	Physically in Ground Padamasan, Bhujangasan	Body Movements/Video

MAY

Lesson-No Topic	No of Period	Subject Enrichment Activities	Teaching Aid
Orientation to sports skills	01	Demonstration	Chart/Video
Game--- Volley Ball, Under hand pass	01	Play Game in Ground	Play Game/Video
Gym	01	Exercise In Gym	Multi Gym
NCC /YOGA	01	Physically in Ground Vajarasan, Halasan	Body Movements/Video

JUNE - Summer Vacation**INTERNATIONAL YOGA DAY CELEBRATION****JULY**

Lesson-No Topic	No of Period	Subject Enrichment Activities	Teaching Aid
Game--- Volley Ball, play	01	Play Game in Ground	Play Game/Video
Gym	01	Exercise In Gym	Multi Gym
NCC/ YOGA	01	Physically in Ground Dhanurasan, Chakarasan	Body Movements/Video
We &Our Environment	01	Demonstration	Chart/Video

SPORTS-Day-29 August

AUGUST REVISION**SEPTEMBER HALF YEAR EXAMINATION****SECOND TERM (OCTOBER TO MARCH)****OCTOBER**

Lesson-No Topic	No of Period	Subject Enrichment Activities	Teaching Aid
Food & Nutrition	01	Demonstration	Chart/Video
Gym	01	Exercise In Gym	Multi Gym
Game- Volley Ball , Service	01	Play Game in Ground	Play Game/Video
NCC/yoga	01	Physically in Ground Vajarasan, Halasan, Tadasan	Body Movements/Video

NOVEMBER

Lesson-No Topic	No of Period	Subject Enrichment Activities	Teaching Aid
Safety & Security	01	Demonstration	Chart/Video
Game--- Volley Ball, Under hand pass	01	Play Game in Ground	Play Game/Video
Gym	01	Exercise In Gym	Multi Gym
NCC /YOGA	01	Physically in Ground Dhanurasan, Chakarasan	Body Movements/Video

NCC WEEK CELEBRATION**DECEMBER**

Lesson-No Topic	No of Period	Subject Enrichment Activities	Teaching Aid
Social health/ Consumer health & sports services	01	Demonstration	Visit Outside
NCC/YOGA	01	Physically in Ground Padamasan, Bhujangasan, Sarvangasan	Body Movements/Video
Gym	01	Exercise In Gym	Multi Gym
Game--- Volley Ball, Play	01	Play Game in Ground	Play Game/Video

JANUARY+ FEBRUARY**REVISION****MARCH****ANNUAL EXAMINATION**

List of Activities under Ek Bharat Shreshta Bharat

Sr.No	Description of Activity	Month/Day/ Location	Learning Outcome
1	Exposure of students to the alphabets, songs, proverb and 100 sentences in the languages of the partnering State/UT.	Academic Year/ Every Week / school premises	It will develop the linguistic capacity of the students.
2	Essay Competition among students in the language of the partnering State/UT	Academic Year	It will develop multi-linguistic skills in students.
3	Drama/Role Play on culture, history, the tradition of partnering State/UT.	Academic Year/school premises	The students will be able to learn the culture of the partnering State/UT.
4	Identification/translation and dissemination of similar proverbs in the language of partnering State/UT.	Academic Year	The students will be able to learn the language and culture of the Partnering state/UT.
5	“Themed Display Board/Wall magazine” on the partnering state. (Historical Monuments, Dressing Style, painting, handicrafts, alphabet and basic sentences of the partnering State/UTs).	Round the Year/ school premises	The pictorial representation will help them in learning and Understanding about partnering States/UTs.
6	Pledge on Swachhta/ Single-use plastic/water saving/ National Unity in the language of partnering states/UTs	At least two times every month/ Schools’ premises during morning assembly.	The students will have exposure to partnering state language. Enhance social responsibility among students.
7	“Questions/ Answer session” (Quiz) on partnering States/UTs. (Know Your Partner States/UTs)	Once in a month/ Morning Assembly.	It will help students to remember the important facts about partnering States/UTs.
8	“State Day Celebration” of partner State/UT	On State Day/ School Premises	It will develop a sense of unity among the students of both the States/UTs.

ECO CLUB

An Eco-Club is a group of school teachers & students interested in environmental issues and willing to make significant contribution to society.

OBJECTIVES:

- To make children understand environment and environmental problems.
- To provide environmental education opportunities for school children.
- To utilize the unique position of school children as conduits for awareness of the society at large.
- To facilitate children's participation in decision making in areas related to environment & development.
- To bring children into direct contact with the environmental problems being faced by society they live in and make them think of solutions.
- To involve children in action based programmes related to environment in their surroundings.
- To aware students with various ways to conserve water.
- To motivate students to conserve and collect Rain water.

Activities for ECO CLUB:

S. No	Activity name
1.	Earth Day Celebration- Speech in Assembly & Kachhra Samadhan Mahotsav
2	Say No to Plastic Tiffin and ALUMINIUM foil
3.	Visit to sewage waste management plant & Conservation of water plant
4.	Tree Plantation Drive. (Vanmahotsav celebration)
5.	Say no to Plastic Bags Introduction of Eco friendly bags
6.	Cleaning of various labs of school.
7.	Motivate students to conserve water by engaging them in various activities
8.	Constitute a School Water Management Committee
9	Students can be made to visit a water treatment plant in the area to witness water processing and other places where conservation practices are being adopted.
10.	Sharam Daan for Cleanliness of school Garden.
11	Let's talk about fuel and electricity importance and management.
12	Rally -Say no to Crackers
13	Waste Management - - Measures for minimization of waste -Increasing value by reducing, reusing and recycling as much as possible. - Paper recycling and paper Mache artwork from waste paper - Segregation of waste and Composting
14	Nature Walk and Nature Watch

MEDICAL PLANNER

SESSION: 2020-2021

MONTH	TOPICS
APRIL	World Health Day topic: Health for all (Regarding Corona Virus)
MAY	BREAKFAST - A Great Way To Start The Day! + DEHYDRATION - When Your Body Needs More Water
JUNE	HOMEWORK - Get into the Habit + DISCIPLINE - Keeping the Rules
JULY	Fear in Decision Making + Don't Blame The Distractions, Improve Your Focus
AUGUST	GOOD POSTURE - Looking After Your Back + MEDITATION - Helping People Sort Things Out
SEPTEMBER	Dental hygiene
OCTOBER	Anger Management (Stress, Anxiety, Depression/Managing Your Feelings) + A Rhythm of health - HEART BEAT
NOVEMBER	Are you ready for winter? (Cold, Flu, Sore Throat) + Caring of Your Skin
DECEMBER	Hygiene and Puberty + Are you a Bystander to Bullying?
JANURAY	Use of Internet/Computer Games/Mobile Phones
FEBRUARY	RESPECT - A Way of life
MARCH	RESILIENCE - Don't Let Things Get You Down + CONFIDENCE - Put Your Best Foot Forward!

School Medical Officer
Dr Harsimran Kaur

Dr Mohan Lal Sharma
Principal

Test Schedule- Classes- 8th to 10th

Day	8 th	9 th	10 th
Monday	English	Hindi	Mathematics
Tuesday	Mathematics	English	Hindi
Wednesday	Science	Mathematics	Social Science
Thursday	Social Science	Science	Punjabi
Friday	Punjabi	Social Science	Science
Saturday	Hindi	Punjabi	English

Activity of the Month (Session- 2020-21)

Class- 8th

Sr. No.	Month	Name of Activity
1.	April	“Classroom Décor” Inter Class Display Board Competition (Inside Classrooms)
2.	May	“Buno Kahani” “Story Weaving Competition in Hindi”
3.	July	“Pic with Taste” Menu Planning
4.	October	Quotation Writing Competition
5.	November	SUPW Activities – Diya, Thali, Candle and Hut Decoration
6.	December	“Mathematics Without Tears” Quiz

Important Days (Awareness) Session 2020-21

APRIL

<u>S.No</u>	<u>Date</u>	<u>Day</u>	
1	2 nd April	Thursday	Ram Navami
2	6 th April	Monday	Mahavir Jayanti
3	7 th April	Tuesday	World Health Day
4	8 th April	Wednesday	Arya Samaj Sathapana Diwas, New Session Beginning 1 st to 10+2 (Hawan Yajna) Mangal Kamna Diwas
5	10 th April	Friday	New Session Beginning LKG & UKG (Shubhaarambh)
6	13 th April	Monday	Jallianwala Bagh Massacre
7	14 th April	Tuesday	Dr. B.R. Ambedkar Jayanti
8	18 th April	Saturday	World Heritage Day, Welcome Fiesta: LKG to 3 rd
9	19 th April	Sunday	Mahatama Hansraj Jayanti
10	22 nd April	Wednesday	World Earth Day - (Celebration by Science Department)
11	23 rd April	Thursday	World Book Day, English Language Day- (Celebration by English Department)
12	25 th April	Saturday	Parshuram Jayanti, World Malaria Day
13	29 th April	Wednesday	International Dance Day

MAY

<u>S.No</u>	<u>Date</u>	<u>Day</u>	
1	1 st May	Friday	Labour Day -(SEWA Projects-By Sports Department) (Role Play- Our Helpers -by class 5 th)
2	3 rd May	Sunday	World Press Freedom Day
3	4 th May	Monday	Students Council Interview- (By All Houses)
4	5 th May	Tuesday	
5	7 th May	Thursday	Tagore Jayanti, Buddha Purnima- (Tribute by Running House)
6	8 th May	Friday	World Red Cross Day- (By First Aid Committee/ SEWA Project)
7	10 th May	Sunday	Mothers day- (Celebration by 1 st & 2 nd Class)

8	11 th May	Monday	National Technology Day
9	15 th May	Friday	International Family Day
10	17 th May	Sunday	World Telecommunication & Information Society Day
11	23 rd May	Saturday	Interaction with Parents- PTM (Classes- 6 th to 10+2)
12	24 th May	Sunday	Common Wealth Day
13	25 th May	Monday	Eid-UI-Fitr
14	26 th May	Tuesday	Guru Arjan Dev Ji Martyrdom Day
15	27 th May	Wednesday	Investiture Ceremony- (By all Houses)
16	30 th May	Saturday	Interaction with Parents- PTM (Classes- LKG to 5 th)
17	31 st May	Sunday	World No Tobacco Day

JUNE

<u>S.No</u>	<u>Date</u>	<u>Day</u>	
1	1 st June	Monday	Dav Foundation Day- (Hawan Yajna) Global Day of Parents
2	5 th June	Friday	World Environment Day, Sant Kabir Jayanti
3	12 th June	Friday	Anti Child Labour Day
4	14 th June	Sunday	World Blood Donor Day
5	21 st June	Sunday	Yoga Day- (Celebration by NCC Cadets) Father's Day
6	26 th June	Friday	International Anti Drug Day

JULY

<u>S.No</u>	<u>Date</u>	<u>Day</u>	
1	11 th July	Saturday	World Population Day
2	15 th July	Wednesday	World Youth Skill Day
3	26 th July	Sunday	Kargil Vijay Diwas
4	28 th July	Tuesday	World Hepatitis Day
5	31 st July	Friday	Martyrdom Day Of Saheed Udam Singh Ji (Tribute by Running House)

AUGUST

<u>S.No</u>	<u>Date</u>	<u>Day</u>	
1	3 rd Aug	Monday	Raksha Bandhan
2	8 th Aug	Saturday	World Senior Citizen Day

3	11 th Aug	Tuesday	Krishna Janamashtami (Celebration by Senior Wing- Matki Fod + Kirtan Sandhya)
4	12 th Aug	Wednesday	World Youth Day
5	15 th Aug	Saturday	Independence Day- (Celebration by Pre- Primary Block)
6	18 th Aug	Tuesday	Sanskrit Diwas- (Celebration By Sanskrit Department)
7	19 th Aug	Wednesday	World Photography Day, Parkash Utsav Shri Guru Granth Sahib Ji
8	20 th Aug	Thursday	National Sadhbhavana Diwas
9	21 st Aug	Friday	Teej (Hari Talika)- Celebration by 11 th & 12 th
10	29 th Aug	Saturday	National Sports Day- Celebration by Sports Department

SEPTEMBER

<u>S.No</u>	<u>Date</u>	<u>Day</u>	
1	5 th Sep	Saturday	Teachers Day (Guru Utsav)
2	8 th Sep	Tuesday	International Literacy Day- (Celebration by Punjabi Department)
3	14 th Sep	Monday	Hindi Diwas- (Celebration by Hindi Department)
4	15 th Sep	Tuesday	International Democracy Day
5	16 th Sep	Wednesday	World Ozone Preservation Day
6	21 st Sep	Monday	International Peace Day
7	27 th Sep	Sunday	World Tourism Day
8	29 th Sep	Tuesday	World Heart Day

OCTOBER

<u>S.No</u>	<u>Date</u>	<u>Day</u>	
1	2 nd Oct	Friday	Mahatama Gandhi Jayanti & Non Violence Day, Lal Bahadur Jayanti (Tribute by Houses)
2	3 rd Oct	Saturday	World Nature Day
3	4 th Oct	Sunday	World Animal Day
4	6 th Oct	Tuesday	World Wildlife Day
5	8 th Oct	Thursday	Indian Air Force Day
6	11 th Oct	Sunday	International Girl Child Day
7	15 th Oct	Thursday	World Students Day
8	16 th Oct	Friday	World Food Day- (Celebration By UKG Class)

9	17 th Oct	Saturday	Maharaja Aggarsain Jayanti
10	24 th Oct	Saturday	United Nations Day- (Celebration by Social Science Department)
11	25 th Oct	Sunday	Dusshera- (Celebration by Running House)
12	31 st Oct	Saturday	Maharishi Valmiki Jayanti, National Unity Day

NOVEMBER

<u>S.No</u>	<u>Date</u>	<u>Day</u>	
1	1 st Nov	Sunday	Punjab Diwas
2	2 nd Nov	Monday	Prakash Guru Parb of Shri Ram Dass ji
3	4 th Nov	Wednesday	Karva Chauth
4	7 th Nov	Saturday	World Cancer Awareness Day
5	11 th Nov	Wednesday	National Education Day
6	14 th Nov	Saturday	Diwali, Children Day- (Thanks Giving Activity By Senior Block)
7	15 th Nov	Sunday	Goverdhan Puja , Vishavkarma Day
8	16 th Nov	Monday	Bhai Dooj
9	19 th Nov	Thursday	National Integration Day
10	26 th Nov	Thursday	Communal Harmony
11	30 th Nov	Monday	Shri Guru Nanak Dev Jayanti- (Celebration By Punjabi Department)

DECEMBER

<u>S.No</u>	<u>Date</u>	<u>Day</u>	
1	1 st Dec	Tuesday	World AIDS Day
2	2 nd Dec	Wednesday	World Computer Literacy Day (Celebration by Computer Department)
3	4 th Dec	Friday	Indian Navy Day
4	7 th Dec	Monday	Indian Armed Forces Flag Day
5	9 th Dec	Wednesday	International Anti Corruption Day
6	10 th Dec	Thursday	Human Rights Day
7	22 nd Dec	Tuesday	National Mathematics Day (Celebration by Maths Department)
8	23 rd Dec	Wednesday	Shradhanand Balidan Diwas, National Farmer's Day
9	25 th Dec	Friday	Christmas Day
10	26 th to 28 th	Saturday,	Shaheedi Jor Mela

Dec

Sunday,
Monday

(By Primary Block)

JANUARY

<u>S.No</u>	<u>Date</u>	<u>Day</u>	
1	1 st Jan	Friday	New Year (Hawan Yajna)
2	10 th Jan	Sunday	World Laughter Day
3	12 th Jan	Tuesday	National Youth Day
4	13 th Jan	Wednesday	Lohri- (Celebration by Running House)
5	14 th Jan	Thursday	Makar Sankranti
6	20 th Jan	Wednesday	Guru Gobind Singh Ji Jayanti
7	23 th Jan	Saturday	Neetaji Subhash Chandra Bose Birth Anniversary
8	25 th Jan	Monday	National Voters Day
9	26 th Jan	Tuesday	Republic Day- (Celebration by Running House)
10	30 th Jan	Saturday	Mahatama Gandhi Martyrdom Day- (Tribute by Running House)

FEBRUARY

<u>S.No</u>	<u>Date</u>	<u>Day</u>	
1	4 th Feb	Thursday	World Cancer Day
2	16 th Feb	Tuesday	Basant Panchmi- (Celebration by Running House)
3	20 th Feb	Saturday	World Day of Social Justice
4	21 st Feb	Sunday	Maharishi Dayanand Saraswati Jayanti- (Shradanjali by Running House)
5	23 rd Feb	Tuesday	World Peace & Understanding Day
6	24 th Feb	Wednesday	Rishi Bodh Utsav
7	27 th Feb	Saturday	Guru Ravidas Jayanti
8	28 th Feb	Sunday	National Science Day

MARCH

<u>S.No</u>	<u>Date</u>	<u>Day</u>	
1	3 rd March	Wednesday	National Defence Day
2	8 th March	Monday	International Women's Day
3	11 th March	Thursday	Maha Shiv Ratri
4	15 th March	Monday	World Consumers Rights Day
5	22 nd March	Monday	World Water Day

6	29 th March	Monday	Holi
---	------------------------	--------	------

आर्य पर्व

<u>S.No</u>	<u>Date</u>	<u>Day</u>	
1	6 अप्रैल	सोमवार	आर्य समाज स्थापना दिवस
2	14 अप्रैल	मंगलवार	पंडित गुरुदत्त विद्यार्थी जन्म दिवस
3	19 अप्रैल	रविवार	महात्मा हंसराज दिवस
4	1 जून	सोमवार	डी.ए.वी .स्थापना दिवस
5	14 सितम्बर	सोमवार	गुरु विरजानंद पुण्यतिथि
6	5 अक्टूबर	सोमवार	स्वामी विरजानंद जयंती
7	16 अक्टूबर	शुक्रवार	महात्मा आनंद स्वामी जन्म दिवस
8	24 अक्टूबर	शनिवार	महात्मा आनंद स्वामी पुण्यतिथि
9	27 अक्टूबर	मंगलवार	ऋषि निर्वाणोत्सव
10	14 नवम्बर	शनिवार	स्वामी दयानंद विरजानंद की कुटिया
11	15 नवम्बर	रविवार	महात्मा हंसराज पुण्यतिथि
12	21 नवम्बर	शनिवार	रामचंद्र छत्रपति बलिदान दिवस
13	19 दिसम्बर	शनिवार	पंडित राम प्रसाद बिस्मिल बलिदान दिवस
14	23 दिसम्बर	बुधवार	स्वामी श्रद्धानंद बलिदान दिवस
15	12 जनवरी	मंगलवार	स्वामी विवेकानंद जयंती
16	28 जनवरी	वीरवार	लाला लाजपतराय जयंती
17	21 फ़रवरी	रविवार	मुनि मुनिश्वरानंद पुण्यतिथि
18	28 फ़रवरी	रविवार	ऋषि दयानंद सरस्वती जन्म दिवस
19	4 मार्च	वीरवार	ऋषि बोधोत्सव
20	19 मार्च	शुक्रवार	पंडित गुरुदत्त विद्यार्थी पुण्यतिथि





Holidays List

Session 2020-21

<u>S.No</u>	<u>Date</u>	<u>Day</u>	
1	13 th April	Monday	Baisakhi
2	25 th April	Saturday	Parshu Ram Jayanti
3	25 th May	Monday	Eid Ul Fitar
4	3 rd Aug	Monday	Raksha Bandhan
5	11 th Aug	Tuesday	Krishan Janamashtami
6	15 th Aug	Saturday	Independence Day
7	2 nd Oct	Friday	Mahatama Gandhi Jayanti
8	17 th Oct	Saturday	Maharaja Aggarsain Jayanti
9	25 th Oct	Sunday	Dussehra
10	31 st Oct	Saturday	Maharishi Valmiki Jayanti
11	4 th Nov	Wednesday	Karva Chauth
12	14 th Nov	Saturday	Diwali
13	15 th Nov	Sunday	Vishavkarma DAY/ Goverdhan Puja
14	16 th Nov	Monday	Bhai Dooj
15	24 th Nov	Tuesday	Martyrdom Day of Shri Guru Teg Bahadur Ji
16	30 th Nov	Monday	Parkash Purb of Shri Guru Nanak Dev Ji
17	25 th Dec	Friday	Christmas Day
18	26 th to 28 th Dec	Saturday to Monday	Jor Mela
19	14 th Jan	Thursday	Makar Sankranti
20	20 th Jan	Wednesday	Shri Guru Gobind Singh Jayanti
21	26 th Jan	Tuesday	Republic Day
22	27 th Feb	Saturday	Shri Guru Ravidas Jayanti
23	11 th March	Thursday	Maha Shivratri

SCHOOL HOUSES

SESSION -2020-21

Name of House	Motto	Tagline	Colour	LOGO
Honesty House	Be Loyal and Trustworthy	The Art Of Being Truthful	Saffron	
Work culture House	Effective Management and Team Work	Goodness and hard work always rewarded with respect	Red	
Faithful House	Faithful Action is the Fundamental key to Success	Satayamev Jayate	Blue	
Discipline House	Self control Or Self command	Discipline turns ability into achievement	Green	

DO's AND DON'Ts**Do's**

1. Give due regards to your elders.
2. Prepare yourself well to perform well.
3. Converse in English in School Campus.
4. Come to school well groomed, in proper Uniform.
5. Bring the student diary to school daily.
6. Be regular in attendance and never be late to school. Attend morning assembly without fail.
7. Keep your classroom and school premises clean and tidy.
8. Turn off the taps after use.
9. Switch off fans and lights when not in use.
10. Be fair and honest at work. Always be considerate of the rights of others.
11. Make use of the Library.

Don'ts

1. Do not bring precious articles in school.
2. Do not damage the school property.
3. Do not make noise in the classroom, corridors, auditorium or elsewhere in the school campus
4. Do not bring gadgets such as mobile phones, I Pads, MP3's etc
5. Do not absent yourself from school. 75% attendance is the minimum requirement.
- 6 Do not use abusive language.
7. Do not pluck flowers. Never touch electric plugs.
8. Do not wear expensive jewellery to school.
9. Don't involve in physical fights.
10. Do not come in personal vehicles to school.

CODE OF CONDUCT

- ❖ Converse in English in school campus.
- ❖ Come to school regularly. In case you want to avail leave, kindly get it sanctioned from class teacher.
- ❖ Ensure proper order and discipline while moving to the playground / assembly / library or any lab.
- ❖ Library books must be handled with extra care and must be returned in time.
- ❖ Shouting / Fighting or Indulging in unruly behavior in the school premises is forbidden.
- ❖ Kindly contribute to make your school clean DAV, Green DAV.
- ❖ Proper decorum should be maintained while singing National Anthem / DAV Anthem and School Prayers as a mark of patriotism.
- ❖ Students should not carry any sharp objects like blade, knife, paper cutter etc. as they can prove to be harmful.
- ❖ Possession of crackers / bursting crackers / playing with colours in the school is strictly prohibited.
- ❖ Any student found with expensive jewellery, mobile phone, CD's, any other objectionable article will be subjected to fine and confiscation of the above mentioned articles.

TEN PRINCIPLES OF THE ARYA SAMAJ

1. God is the primary source of all true knowledge and of all that can be known through it.
2. God is Existent, Intelligent and Blissful. He is Formless, Almighty, Just Merciful, Unborn, Infinite, Unchallengeable, Beginning less, Incomparable the support and Lord of all, Omniscient, Imperishable, Immortal, Fearless, Eternal, Holy and the Maker of the Universe. To him alone worship is due.
3. The Vedas are scriptures of true knowledge. It is the duty of all Aryas to read them, hear them being read and recite them to others.
4. We should always be ready to accept the truth and give up untruth.
5. All actions should be performed in conformity with Dharma, that is, after due consideration of right and wrong.
5. The primary aim of the Arya Samaj is too good for all, that is, to promote their physical, spiritual and social well-being.
6. We should treat all people with love, fairness and due regards for their merit.
7. One should aim at dispelling ignorance and promoting knowledge.
8. One should not only be content with one's own welfare but should look for it in the welfare of other also.
10. One should regard oneself under restriction to follow altruistic rulings of the society, while all should be free in following the rules of individual welfare

आर्य समाज के नियम

1. सब सत्य विद्या और जो पदार्थ विद्या से जाने जाते हैं, उन सब का आदि मूल परमेश्वर है।
2. ईश्वर सच्चिदानंद स्वरूप, निराकार, सर्वशक्तिमान, न्यायकारी, दयालु, सर्वेश्वर, सर्वव्यापक, सर्वातर्यामी, अजर, अमर, अभय, नित्य, पवित्र और सृष्टिकर्ता है उसी की उपासना करने योग्य है।
3. वेद सब सत्य विद्याओं की पुस्तक है। वेद का पढ़ना-पढ़ाना और सुनना-सुनाना सब आर्यों का परम धर्म है।
4. सत्य के ग्रहण करने और असत्य के छोड़ने में सर्वदा उद्यत रहना चाहिए।
5. सब काम धर्मानुसार अर्थात् सत्य और असत्य का विचार करके करना चाहिए।
6. संसार का उपकार करना इस समाज का मुख्य उद्देश्य है अर्थात् शारीरिक, आत्मिक और सामाजिक उन्नति करना।
7. सबसे प्रीतिपूर्वक धर्मानुसार यथायोग्य वर्तना चाहिए।
8. अविद्या का नाश और विद्या की वृद्धि करनी चाहिए।
9. प्रत्येक को अपनी ही उन्नति से संतुष्ट न रहना चाहिए, किंतु सबकी उन्नति में अपनी उन्नति समझनी चाहिए।
10. सब मनुष्यों को सामाजिक सर्वहितकारी नियम पालने में परतंत्र रहना चाहिए और प्रत्येक हितकारी नियम में सब स्वतंत्र रहें।