



॥ ओ३म् ॥



DAV PUBLIC SCHOOL, SAMANA

(Senior Secondary)

CBSE Affiliated (1630571)

Under : DAV College Managing Committee, New Delhi

Near Chak, Patran Road, Samana-147101 • Phone : 01764-221815, 9878144815

E-mail: davsamana@gmail.com, davsamana@yahoo.com

Website : www.davsamana.org

STUDY PLAN

Class : 1st

Name _____

Section _____

Roll No. _____

Adm. No. _____

SUBJECT	FIRST TERM	SECOND TERM	THIRD TERM
ENGLISH	10-12	29-30	41-42
HINDI	12-14	30-31	42-43
MATHEMATICS	14-16	32-33	44
SCIENCE	16-18	33-34	45
PUNJABI	18-20	34-35	46-47
COMPUTER	20-22	36	48
VISUAL ART	22-23	36-37	48-49
GENERAL KNOWLEDGE	23-25	37-38	49-50
NAITIK SHIKSHA	25-26	39	51-53
PERFORMING ART	27	39-40	53
HEALTH & PHYSICAL EDUCATION	28-29	40-41	54
BLUE PRINT		55	
CALENDER ACTIVITIES		56	
TEST SCHEDULE		56	
EK BHARAT SHRESHTA BHARAT		57-58	
ECO CLUB		59-60	
MEDICAL PLANNER		61	
IMPORTANT DAYS		62-67	
ARYA PARV		68	
HOLIDAYS LIST		69	
SCHOOL HOUSES		70	
DO'S AND DON'TS		71	
CODE OF CONDUCT		71	
TEN PRINCIPLES OF ARYA SAMAJ		72	

ओ३म्



"Education is a shared commitment between dedicated teachers, motivated students and enthusiastic parents with high expectations"

Principal Message

Dr. Mohan Lal Sharma
Founder Principal

Dear Students

Today, the role of a school is not only to pursue academic excellence but also to encourage and empower its students to be lifelong learners, critical thinkers, and productive members of an ever-changing global society. More than a decade back DAV SAMANA pledged to transform education. The school that is being run under the able stewardship of Honorable President **Dr. Poonam Suri Ji** has earned its own position not only in Samana but also in its surrounding areas. At DAV, we provide an atmosphere to our students for multifaceted development, where children get such a platform which helps them to channelize their potential in the pursuit of excellence. This can only be possible in a holistic, student-centric environment.

The school is striving hard to make the best possible efforts to inculcate strong Vedic roots combining with academics and extra-curricular activities in the children. Transforming every individual into a self-reliant and independent citizen, the school provides an amalgam of scholastic and co-scholastic activities with International exposure. In our curriculum, the student is the primary focus and each child is involved in the learning process.

The parents are the most strengthening power in moulding the future of children. Their consistent support empowers us to do more and more. I pay my gratitude to them for their faith in us.

I am confident enough that the DAVIANS will make themselves stronger day by day, adding a new leaf to the grandeur of the school.

Blessings,

Dr. Mohan Lal Sharma
Principal

STUDY PLAN - AN IMPORTANT TOOL

Study plan is a technique that enables you to make the most efficient use of your time, resources and academic potentials. As we journey together, you may face many challenges and to enable you to overcome the obstacles we offer you this wonderful tool-Study Plan to make you familiar with the values and Academic Syllabi of the school. This will increase your awareness of how you study and you will become more confident. Make this planner a part of your schedule for getting success this year.

.....

GREEN RULES

- ❖ Be kind, polite, helpful and aware of others' feelings.
- ❖ Try your best, work hard and learn from your own mistakes.
- ❖ Respect your educators.
- ❖ Make yourself presentable.
- ❖ Take responsibility for your education.
- ❖ Be organized.
- ❖ Don't be a distraction.
- ❖ Do the task with dedication.
- ❖ Stick to your goals.

GENERAL INSTRUCTIONS (FOR PARENTS)

- ❖ Parents are requested to co-operate with the school in its attempt to help towards their children's progress by paying attention to their regularity, punctuality and discipline.
- ❖ Constant vigilance on the part of the parents pays rich dividends. We earnestly recommend that parents should take interest in the daily activities of the children both inside and outside the school and check the diary daily for any notes from the teacher. Kindly attend all Parent-Teacher Meetings in the interest of your wards.
- ❖ If you have any suggestions regarding your ward's study, you are welcome to contact the Principal/ Supervisor/ Co-ordinator/Class Teacher/Subject Teacher during Parent-Teacher Meeting or with prior appointment with Principal/ Supervisor/ Co-ordinator between (9:00 a.m. to 10:00 a.m.).
- ❖ Parents are requested not to enter the class room either to see their wards or to seek interviews with the teachers during class hours. No half day/short leave will be given to the student.
- ❖ Unauthorized absence for 6 consecutive days renders the student liable to have his/her name struck off the rolls. Sick children should not be sent to the school for a test or an examination. Medical certificate may be sent along with an application on the same or next day positively. Student will be fined Rs.10 per day, if the child remains absent for the consecutive two days.
- ❖ Children when suffering from infectious disease should not be sent to school to attend classes. The student is required to produce a fitness certificate from a Medical Practitioner / Doctor on joining.
- ❖ Any change of Residential / Official Address / Telephone Number should be notified to the class teacher and school office immediately.

- ❖ Ensure that the child maintains personal hygiene, has nutritious breakfast and diet and avoids eatables from roadside vendors.
- ❖ Students are not allowed to carry / use "Mobile Phones" within the school premises.
- ❖ As the medium of instruction in the school is English. So, children should be helped to follow their work easily and intelligently by a certain amount of regular conversation in English at home.
- ❖ As soon as the diary is issued, the parents should fill in all the required data and sign in the spaces provided.
- ❖ Parents should sign the school diary daily. Daily assignment, irregularity in
 - a) Completion of assignment
 - b) Bringing of Books.
 - c) Wearing proper uniform, or any other instruction and circulars given should be acknowledged by signing the diary at the respective spaces provided.
- ❖ Legitimate complaints should be brought to the knowledge of the Principal without delay.
- ❖ Please ensure that the child is sent neatly dressed. Nails should be trimmed regularly. Expensive jewellery and watches, nail polish and make up is not permitted.
- ❖ Encourage the children to participate in all curricular and co-curricular activities. This is very necessary for gaining self-confidence and self-satisfaction

MODE OF EXAMINATION

1. The First Term examination will be held in the month of September and 2nd term will be held in December and Annual examination will be held in the month of February / March.
2. Grading System is in the paper of Drawing, Music / Dance, G.K., Naitik Shiksha, Health & Physical Education.
3. A student must pass separately in both (Written+ Practical) exams.
4. Duration of each paper will be of three hours.

TEACHER SHOULD KEEP IN MIND

1. Use a variety of tools (Oral, Projects, Presentation).
2. Understand different learning styles and abilities.
3. Develop child's individual's skills, interests, attitudes and motivation.
4. Monitor the changes taking place in a child's learning, behavior and progress over time.
5. Share the assessment criteria with the students.
6. Allow peer and self-assessment.
7. Give an opportunity to the students to improve.
8. Use an "Indoor Voice" when speaking in the class.

VALUE EDUCATION**TOPIC****APRIL**

Courtesy & Co-operation:
Recognition of mutual interdependence with others resulting in Polite treatment and respect.

- Politeness
- Sympathy
- Civility
- Collaboration
- Assistance

MAY

Kindness & Generosity:
Concern for suffering or distress of others.

- Affection
- Decency
- Gentleness
- Altruism
- Support

JUNE

Accountability & Commitment:
Responsibility for one's actions and their consequences.

- Liability
- Blame worthiness
- Answerability
- Promise
- Responsibility

JULY

Nurture the Nature/ Conservation:
Avoid wastage and pollution of Natural resources.

- Natural Environment
- Care and Conservation of Land, Clean Air and Pure Water

AUGUST

Honesty & Integrity:
The quality or fact of being truthful, upright & fair.

- Truthful
- worthy of confidence
- Trustworthy
- Patient
- Sincere

SEPTEMBER

Safety & Security:
Condition of being protected from danger or risk.

- Immunity
- Assurance
- Defence
- Protection
- Precautions

OCTOBER**Respect & Forgiveness:**

Treat others the way you like to be treated. Care for others and Environment.

- Respect for Creator
- Respect for Others
- Respect for authority
- Respect for environment
- Respect for health

NOVEMBER**Tolerance & Acceptance:**

To respect someone's Belief & Choices.

- Tolerate Others
- Co-operate and Encourage Others
- Empathy for others
- Harmony

DECEMBER**Care & Compassion:**

Concern for Sufferings of others & being Sympathetic.

- Love for Living Beings
- Attitude of Kindness
- Generous
- Courtesy
- Empathy
- Self- Heartedness

JANUARY**Loyalty & Patriotism:**

Faithfulness to a person, institution, custom or idea to which one is bound by duty, pledge or a promise.

- Faithfulness
- Dutiful
- Steadfast
- Trustfulness
- Trustworthy
- Patriotic

FEBRUARY**Time Management:**

Ability to use one's time effectively.

- Right Activity
- Effective Planning
- Setting Deadlines
- Setting Goals & Objectives

MARCH**Excellence / Doing Your Best:**

Strive to achieve best at all times and to be good.

- Be Curious
- Help others to improve
- Focus on Task
- Identify Your Goals
- Hard Work

UNIT -1**English****Books :** 1. My English Reader 2. English Practice Book**Publication :** DAV Publication**GENERAL AIMS & OBJECTIVES**

1. To enhance language ability by using language skills.
2. To encourage children to develop their creative abilities.
3. To enable the students to use four language skills i.e. Listening, Speaking, Reading and Writing.
4. To develop an understanding of Physical and social environment.
5. To encourage children to develop thinking skills.
6. To inculcate a positive self concept in children.

COMMON INSTRUCTIONS

1. New words, sound words of each chapter must be written in note book.
2. Make sentences of each chapter must be written by the students. Teacher will guide them to make different sentences.
3. Dictation and evaluation test (oral / written) must be taken after the completion of each chapter.
4. Students will bring books according to Time Table.
5. Situational Conversation must be conducted on every Saturday from any Conversation Book.

APRIL

Lesson No./Topic	No. of Periods	Activities	Teaching Aids/Technology
Capital and small Cursive alphabets A to Z and <i>a to z</i>	4	Sound Song of Alphabets (audio)	Text book, green board, Audio Aid, Chalk, Duster
Lesson-1 The Pets (My English Reader) Reading Only	2	–	Text book, Note book, Green board
English Practice Book Pages - 1 to 8	3-4	–	Book, Green board, Model, Chalk, Duster, Live Example related with Concept -This / That and Preposition
Lesson-2 Kitty – The Naughty Cat (My English Reader)	2	'Spell and Build words' Curriculum Guidelines Page 14	Text book, Note book, Green board, Chalk, Duster
Grammar Use of This/That, Use of Preposition (Worksheet)	2	–	By using classroom objects
Lesson-3 A Funny Funny Zoo (Reading Skill & Exercise)	1	'Be Quick' from Curriculum Guidelines Page-8 (Animals Name)	Text book, Note book, Green board, chalk, duster
Days of the week Colour's Name (8)	2	'Look and say' from Curriculum Guidelines Page 14	Blocks, Matt's video, Chalk, Duster, Green board, Blocks and classroom objects
Listening Skill	1	-	E-Smart Board's content

MAY

Lesson No./Topic	No. of Periods	Activities	Teaching Aids/Technology
Lesson-4 Neha in a Jeep (My English Reader) Reading Only 'ee' sound words on note book	2	Sound Blends Curriculum Guidelines-Page- 17 'ee' sound	Text book, Note book, Green board 'ee' (audio/video) sound words
English Practice Book Pages - 9 to 11	1	-	Text book, Green board, Chalk, Duster
Lesson-5 The Big Bell (My English Reader) 'll' sound words	5	'Read and Pick' from Curriculum Guidelines-Page-16 'll' sound	Text book, Note book, Green board 'll' (audio/video) sound words
English Practice Book Pages - 12 to 14	1	-	Text book, Green board, Chalk, Duster
Lesson-6 The Hot Spoon (My English Reader) 'oo' sound words, Make sentences	5	'Pick and Drop' from Curriculum Guidelines-Page- 13 (ee, ll, oo sounds)	Text book, Note book, Green board 'll' (audio/video) sound words
English Practice Book Pages - 15 to 17	1	-	Text book, Green board, Chalk, Duster
Grammar - Use of capital letters and full stop. Composition - Myself (5 Lines)	3	-	Note book, Green board, Chalk, Duster
Lesson-7 A Shop in the Ship 'sh' sound words (Reading Only)(My English Reader)	3	-	Text book, Note book, Green board 'sh' (audio/video) sound word
English Practice Book Pages - 18 to 20	1	Spell and Build Words from Black Board	Text book, Green board, chalk, duster

JUNE**SUMMER VACATION****JULY**

Lesson No./Topic	No. of Periods	Activities	Teaching Aids/Technology
Lesson-8 Chintu and the Chicks (My English Reader)'ch' sound words	5	Rhyming Words	Text book, Green board, chalk, duster, Note book "ch" (audio/video) sound words
English Practice Book Pages - 21 to 23	1	-	Text book, Green board, chalk, duster
Lesson-9 The Thief and the Thorn (My English Reader) Reading Only 'th' sound words	5	Read & Act Curriculum Guidelines-Page -14	Text book, Note book, Green board, chalk, duster E-Smart Board's Content, Flash Cards of 'th' sound words
English Practice Book Pages - 24 to 27	2	-	Text book, Green board, chalk, duster

Lesson No./Topic	No. of Periods	Activities	Teaching Aids/Technology
Rhyming words of 'ch' and 'th'	1	-	-
Lesson-10 The Puss in the Class (My English Reader) 'ss' sound words	5	-	Text book, Note book, Green board, Flash card of 'ss' sound words
English Practice Book Pages - 28 to 30	1	Related page 30 'Word Train' from Curriculum Guidelines Page 19	Text book, Green board, chalk, duster
Lesson-11 One Thing at a Time (My English Reader)	1	From Child Craft Kit Odd One Out	-
Lesson-12 Vicky and Nicky (My English Reader) (Only for Reading) 'ck' sound words	5	-	Text book, Note book, green board, E-Smart Board's content / Flash card of 'ck' sound words
English Practice Book Pages-31 to 33	1	-	Text book, green board, chalk, duster
Creative Writing – Sound words and Dictation	1	-	-
AUGUST Revision of First Term Syllabus			
SEPTEMBER Assessment – 1			

हिंदी

पुस्तकें : 1.भाषा माधुरी

2.भाषा अभ्यास

प्रकाशन : डी .ए. वी. प्रकाशन

उद्देश्य :

- 1.विद्यार्थियों में भाषा एवं साहित्य के प्रति रुचि उत्पन्न करना ।
- 2.शब्द भंडार में वृद्धि एवं वातावरण का समुचित ज्ञान करवाना ।
- 3.विद्यार्थियों को भाषा के चारों कौशलों (श्रवण,वाचन, पठन व लेखन) से अवगत करवाना ।
- 4.उचित शब्द निर्माण व मात्रा निर्माण पर बल देना ।
5. स्वाध्याय की प्रवृत्ति का विकास करना ।
- 6.आज के तकनीकी युग में भाषा के प्रति रुचि व सम्मान का विकास करना ।

निर्देश :

1. पाठन क्रिया तथा लिखाई पर बल दिया जाए
- 2.श्रुतलेख लिया जाएगा ।
3. सभी पाठों के अभ्यास पूरे करवाए जाएँ ।
4. चार्ट द्वारा मात्राएँ समझाई जाएँ ।
5. मात्रा ज्ञान के लिए ई- स्मार्ट बोर्ड का प्रयोग किया जाए ।
6. प्रत्येक पाठ के अंत में टैस्ट लिया जाएगा ।

अप्रैल

पाठ का नाम / विषय	कालांश	गतिविधियाँ	सहायक सामग्री/ तकनीक
पाठ - 1 राजा बेटा (भाषा माधुरी)	1	कविता का सस्वर गायन करवाया जाएगा	पाठ्य पुस्तक
पृष्ठ - 1, 2 (भाषा अभ्यास)	1	विद्यार्थियों को स्वर, व्यंजन	ब्लॉक, ग्रीन बोर्ड, झाड़न, खड़िया
पाठ - 2 अमन (भाषा माधुरी)	1	-	ब्लॉक, ग्रीन बोर्ड, झाड़न, खड़िया
पृष्ठ - 3 से 5 (भाषा अभ्यास)	1	छात्रों को स्वयं करने के लिए प्रेरित किया जाएगा ।	ब्लॉक, ग्रीन बोर्ड, झाड़न, खड़िया
पाठ - 3 समझदार अजय (भाषा माधुरी)	4	शब्द अंताक्षरी - खेल	आ की मात्रा से संबंधित पर्चियाँ , दृश्य- श्रव्य सामग्री, ई-स्मार्ट बोर्ड
पृष्ठ - 6 से 10 (भाषा अभ्यास)	2	बरखा की बूँदों में दिए गए अक्षरों से शब्द बनाओ।	-
व्याकरण-अंगों के नाम (10)	1	देखो व कहो	ब्लॉक, ग्रीन बोर्ड, झाड़न, खड़िया
कहानी - हाथी और दर्जी, जोड़ो व जानो	1	-	कहानी का दृश्य , ई- स्मार्ट बोर्ड, e-wiz

मई

पाठ का नाम / विषय	कालांश	गतिविधियाँ	सहायक सामग्री/ तकनीक
पाठ 4 रविवार का दिन (भाषा माधुरी) केवल पठन	4	शब्द अंताक्षरी - खेल	आ इ की मात्रा से संबंधित पर्चियाँ, दृश्य, श्रव्य सामग्री, ई -स्मार्ट बोर्ड
पृष्ठ - 11 से 15 (भाषा अभ्यास)	2	वर्ग पहेली सुलझाओ	ग्रीन बोर्ड
पाठ 5 दीपावली आई (भाषा माधुरी)	4	पर्ची उठाओ और डालो। Curriculum Guidelines Page - 13	आ,इ,ई मात्रा की पर्चियाँ
पृष्ठ 16 से 19 (भाषा अभ्यास)	2	शब्दों को मात्रा अनुसार सही स्थान पर लिखें (भाषा अभ्यास पेज - 18)	ब्लॉक, ग्रीन बोर्ड, झाड़न, खड़िया
कहानी - चालाक लोमड़ी	1		कहानी का दृश्य ई स्मार्ट बोर्ड, e - wiz
पत्ते पे पत्ता	1	-	ई- स्मार्ट बोर्ड, e - wiz

जून

ग्रीष्मावकाश

जुलाई

पाठ का नाम / विषय	कालांश	गतिविधियाँ	सहायक सामग्री/ तकनीक
पाठ - 6 गुड़िया की शादी (भाषा माधुरी)	4	देखो और कहो Curriculum Guidelines page – 14	पर्चियों पर लिखा शब्द पढ़ो, दृश्य, श्रव्य सामग्री, चार्ट, ग्रीन बोर्ड, ई-स्मार्ट
पृष्ठ- 20 से 24 (भाषा अभ्यास)	1	वर्ग पहली सुलझाओ, छिपी चीजें ढूँढो	ग्रीन बोर्ड, झाड़न, खड़िया
पाठ 7 शाम हुई (भाषा माधुरी)	1	कविता का सस्वर गायन करवाया जाएगा।	पाठ्य पुस्तक
व्याकरण- रंगों के नाम (10) सब्जियों के नाम (10)	2	-	ब्लॉक, चार्ट, ई- स्मार्ट बोर्ड
क्रियात्मक कार्य- श्रुतलेख	2	-	-

अगस्त

करवाए गए पाठ्यक्रम की दोहराई

सितम्बर

मूल्यांकन -1

Mathematics**Book:- Primary Mathematics****Publication:- DAV Publication****GENERAL AIMS & OBJECTIVES:**

1. To develop the concept of comparison.
2. To perform the basic operations (addition, subtraction) with whole numbers.
3. To read time on a clock in a complete hour.
4. To measure the capacity by using non- standard units.
5. To recognize and classify various solids in the environment on the basis of their shapes.

NOTE:

1. Teacher will teach five sums of each concept in fair notebook for understanding.
2. Regular drill of dodging tables must be done in the class.
3. E-smart board will be used to clear the concept.
4. Basic concepts will be revised in each term.

APRIL

Lesson No./Topic	No. of Days	Activities	Teaching Aids/ Technology
Unit – 1 (Comparison) Page No. 1 to 16	10	Teacher will use things from environment and real situations to show different comparisons such as 'small, big', 'smaller than, bigger than'.	Concrete objects, E-smart board

Study Plan		Class-1 st (2020-21)	
Table of 2	2	Drill	Chart/Audio or video of tables
Notebook Topics: (I) What comes before? (ii) What comes after? (iii) What comes between? (iv) Missing numbers	5	Show number cards and ask what comes before, after or between?	Number cards

MAY

Lesson No./Topic	No. of Days	Activities	Teaching Aids/ Technology
Unit – 2 Number Concept (0 to 50) Page No. (17 to 42)	13	(i) Warm up exercise from Curriculum Guidelines Page no. 23 (ii) By skip counting	Real classroom situations, Abacus, Number Cards, Chart, Blocks, E-smart Board
Unit – 3 Addition/Subtraction (0 to 20) Page No. (43 to 53)	6	i) Lotto game from Curriculum Guidelines- Page no. 25 (ii) Dominoes game from Curriculum Guidelines- Page no. 25	Dominoes card clown on a peg (E-wiz)
Table of 3,4	3	Drill	Chart/Audio or Video
Notebook Topics: 1. Number Names (1 – 50) 2. Write in Figure (1 – 50) 3. Put the sign >, < or = 4. Mental Maths 5. Ordinal Numbers	8	(i) By finger puppet method (ii) Re-arrange the number cards (iii) By skip counting	Number Cards, Puppets/ Videos

JUNE

SUMMER VACATION

JULY

Lesson No./Topic	No. of Days	Activities	Teaching Aids/ Technology
Unit -4 Shapes Page No. 54 to 63	5	(i) Fire on mountain (ii) Catch me if you can? (e.wiz) (iii) Plane shapes/solid shapes from Curriculum Guidelines page no. 27	Shapes Cards, Real Objects, 3-D Shapes Objects , E-Wiz
Tables of 5,6	3	Drill	Chart/Audio or Video of tables

Notebook Topics: 1. Shapes of Circle, Square, Rectangle, Triangle 2. Mental Maths 3. Missing Numbers	5	(i) Show them different objects and ask about their shape. (ii) Children can be asked to tell the position of a person standing in a line or an object placed in a line from Curriculum Guidelines page no. 24	Shapes Cards, Real Objects
Unit – 5 Number Concept (0 – 100) Page No. – 64 to 77 Notebook Topics: 1. Ascending Order 2. Descending Order 3. Sums of Addition 4. Sums of Subtraction	10	(i) Place Value (Ones, Tens, Hundreds) from Curriculum Guidelines Page No. 24 (ii) By Abacus (iii) Re-Arrange Number Cards	Number Cards, Abacus, E-Smart Board

AUGUST**Revision of First Term Syllabus****SEPTEMBER****Assessment -1**

EVS

Book:- My Living World**Publication:- DAV Publication****GENERAL AIMS & OBJECTIVES:**

1. To be curious about the world around.
2. To understand the relationship between man and environment.
3. To develop scientific attitude and healthy work habits.
4. To develop an awareness about human body and how to take care of it.
5. To understand the meaning and importance of a family.

NOTE:

1. Extra topics like circle the correct words, answer in one word, True/False, diagrams etc. must be taken.
2. Environment Sensitivity will be taken through MCQ's.
3. E-smart Board will be used to clear the contents.
4. Blocks related with objects from surroundings will be shown to students to clear the concepts.
5. Test must be taken after completion of every chapter.

APRIL

Lesson No./Topic	No. of Days	Activities	Teaching Aids/Technology
1. More About Me (Parts of Body) (Sense Organs)	5	(i) Guess and Tell (Book Page No.7) (ii) Right sense by body parts(e.wiz) Project:- Paste pictures of 'various body parts'. Discussion:- Parts of Body with its function.	Block Of Body Parts, E-Smart Board
2. Keeping Clean (Things that keep the body clean)	5	(i) Show things of cleanliness like towel, soap, comb etc. (ii) Who is the best child (e.wiz) Discussion:- Things that help in cleaning our body.	Original Objects, E-Smart Board

MAY

Lesson No./Topic	No. of Days	Activities	Teaching Aids/Technology
3. Our Food (Fruit's name)	5	Students will bring different kinds of food and teacher will explain about it.	Real Food Items
4. Keeping Healthy (Vegetable's name)	5	Invite the doctor in class to talk about health from Curriculum Guidelines Page no. 29.	Real Objects

JUNE**SUMMER VACATION****JULY**

Lesson No./Topic	No. of Days	Activities	Teaching Aids/Technology
5. Clothing (Different types of clothes' name)	5	(i) Identification of different types of clothes we wear from Curriculum Guidelines Page no. 30 (ii) Dress sense(e.wiz) Project- Paste pictures of different seasonal clothes.	Blocks/Chart/Real Clothes as examples, Cards From Child Craft Kit
6. A House is a must	5	Solve the puzzle that are found in a house (Book Page No. 34) Project:- Paste pictures of different types of houses. Discussion:- How the house protect us?	Chart, E-smart board

AUGUST

Revision of First Term Syllabus

SEPTEMBER

Assessment -1

ਪੰਜਾਬੀ

ਪੁਸਤਕ - ਕਰੁੰਬਲਾਂ ਸ਼ਬਦ ਹੁਲਾਰੇ

ਪਬਲੀਕੇਸ਼ਨ - ਫੋਰਚਿਊਨ ਪਬਲੀਕੇਸ਼ਨ

ਪੰਜਾਬੀ ਭਾਸ਼ਾ ਦੇ ਉਦੇਸ਼ :

1. ਮਾਤ ਭਾਸ਼ਾ ਰਾਹੀਂ ਸਹਿਜੇ ਹੀ ਗਿਆਨ ਹਾਸਲ ਕਰਨਾ |
2. ਮਾਤ ਭਾਸ਼ਾ ਪੰਜਾਬੀ ਪ੍ਰਤੀ ਮੋਹ ਪਿਆਰ ਪੈਦਾ ਕਰਨਾ |
3. ਪੰਜਾਬੀ ਭਾਸ਼ਾ ਰਾਹੀਂ ਪੰਜਾਬੀ ਸਭਿਆਚਾਰ ਨਾਲ ਜੋੜਨਾ |
4. ਪੰਜਾਬੀ ਸਾਹਿਤ ਦੇ ਰੂਪਾਂ ਨੂੰ ਪੜ੍ਹਨ ਵਿੱਚ ਪੰਜਾਬੀ ਭਾਸ਼ਾ ਸਹਾਇਕ ਹੈ |

ਨੋਟ :

1. ਸੁੱਧ ਉਚਾਰਨ ਅੱਤੇ ਸੁਲੇਖ ਵੱਲ ਖਾਸ ਧਿਆਨ ਦਿੱਤਾ ਜਾਵੇ |
2. ਸਾਰੇ ਪਾਠਾਂ ਦੇ ਅਭਿਆਸ ਪੂਰੇ ਕਰਵਾਏ ਜਾਣਗੇ |
3. ਹਰੇਕ ਬੱਚੇ ਦੀ ਪੜ੍ਹਨ - ਕਲਾ ਵੱਲ ਸ਼ੁਰੂ ਤੋਂ ਹੀ ਧਿਆਨ ਦਿੱਤਾ ਜਾਵੇ |
4. ਹਰੇਕ ਬੱਚੇ ਨੂੰ ਅੱਖਰਾਂ ਦੀ ਸਹੀ ਬਣਾਵਟ ਸਿਖਾਈ ਜਾਵੇ |

ਅਪ੍ਰੈਲ

ਪੜ੍ਹਨ ਕਲਾ :- ਸ਼ਬਦ ਹੁਲਾਰੇ - ਪੰਨਾ 3,4

ਲਿਖਣ ਕਲਾ :- 1. ਓ ਤੋਂ ਙ

2. ਚਿੱਤਰ ਨੂੰ ਅੱਖਰ ਨਾਲ ਮੇਲੇ
3. ਖਾਲੀ ਥਾਂ ਭਰੋ
4. ਚਿੱਤਰ ਦੇਖ ਕੇ ਪਹਿਲਾ ਅੱਖਰ ਲਿਖੋ
5. ਬੋਲ ਲਿਖਤ
6. ਸਹੀ ਅੱਖਰ ਤੇ ਘੇਰਾ ਲਗਾਓ
7. ਸਹੀ ਚਿੱਤਰ ਤੇ (v) ਦਾ ਨਿਸ਼ਾਨ ਲਗਾਓ
8. ਇੱਕੋ ਜਿਹੇ ਅੱਖਰਾਂ ਤੋਂ ਸ਼ੁਰੂ ਚਿੱਤਰਾਂ ਨੂੰ ਮਿਲਾਓ

ਸੁਣਨ ਕਲਾ :- ਕਹਾਣੀ 'ਪਿਆਸਾ ਕਾਂ' ਸੁਣਾ ਕੇ ਪ੍ਰਸ਼ਨ ਪੁੱਛੇ ਜਾਣਗੇ |

ਬੋਲਣ ਕਲਾ :- ਰੰਗਾਂ ਦੇ ਨਾਂ

ਵਿਧੀਆਂ	ਸਹਾਇਕ ਸਮਗਰੀ	ਗਤੀਵਿਧੀਆਂ	ਮੁਲਾਂਕਣ ਵਿਧੀ
1. ਉਚਾਰਨ ਵਿਧੀ	1. ਫ੍ਲੈਸ਼ ਕਾਰਡ	Pick and Drop Activity from Curriculum Guidelines Page No. 13	1. ਲਿਖਤੀ ਅਭਿਆਸ
2. ਅਨੁਕਰਨ ਵਿਧੀ	2. ਵੀਡੀਓ		2. ਮੌਖਿਕ ਅਭਿਆਸ
3. ਦੇਖੋ ਤੇ ਬੋਲੋ ਵਿਧੀ	3. ਚਾਰਟ		3. ਵਰਕਸ਼ੀਟ ਅਭਿਆਸ
4. ਵਿਚਾਰ ਵਟਾਂਦਰਾ ਵਿਧੀ	4. ਤਸਵੀਰਾਂ		4. ਪੜ੍ਹਨ ਕਲਾ
5. ਚਿੱਤਰ ਪਛਾਣ ਵਿਧੀ			

ਮਈ

ਪੜ੍ਹਨ ਕਲਾ :- ਸ਼ਬਦ ਹੁਲਾਰੇ - ਪੰਨਾ 5 ਤੋਂ 7

ਲਿਖਣ ਕਲਾ :- 1. ਚ ਤੋਂ ਨ

2. ਚਿੱਤਰ ਨੂੰ ਅੱਖਰ ਨਾਲ ਮੇਲੋ
3. ਖਾਲੀ ਥਾਂਵਾਂ ਭਰੋ
4. ਚਿੱਤਰ ਦੇਖ ਕੇ ਪਹਿਲਾ ਅੱਖਰ ਲਿਖੋ
5. ਬੋਲ ਲਿਖਤ
6. ਸਹੀ ਅੱਖਰ ਤੇ ਘੇਰਾ ਲਗਾਓ
7. ਸਹੀ ਚਿੱਤਰ ਤੇ (✓) ਦਾ ਨਿਸ਼ਾਨ ਲਗਾਓ
8. ਇੱਕੋ ਜਿਹੇ ਅੱਖਰਾਂ ਤੋਂ ਸ਼ੁਰੂ ਚਿੱਤਰਾਂ ਨੂੰ ਮਿਲਾਓ

ਬੋਲਣ ਕਲਾ :- ਮੇਰੀ ਪਹਿਚਾਣ (5-6 ਲਾਈਨਾਂ)

ਸੁਣਨ ਕਲਾ :- ਕਹਾਣੀ 'ਲਾਲਚੀ ਕੁੱਤਾ' ਸੁਣਾ ਕੇ ਪ੍ਰਸ਼ਨ ਪੁੱਛੇ ਜਾਣਗੇ |

ਵਿਧੀਆਂ	ਸਹਾਇਕ ਸਮਗਰੀ	ਗਤੀਵਿਧੀਆਂ	ਮੁਲਾਂਕਣ ਵਿਧੀ
1. ਉਚਾਰਨ ਵਿਧੀ	1. ਫ੍ਲੈਸ਼ ਕਾਰਡ	Read and Draw Activity from Curriculum Guidelines Page No. 16	1. ਲਿਖਤੀ ਅਭਿਆਸ
2. ਅਨੁਕਰਨ ਵਿਧੀ	2. ਵੀਡੀਓ		2. ਮੌਖਿਕ ਅਭਿਆਸ
3. ਦੇਖੋ ਤੇ ਬੋਲੋ ਵਿਧੀ	3. ਚਾਰਟ		3. ਵਰਕਸ਼ੀਟ ਅਭਿਆਸ
4. ਵਿਚਾਰ ਵਟਾਂਦਰਾ ਵਿਧੀ	4. ਤਸਵੀਰਾਂ		4. ਪੜ੍ਹਨ ਕਲਾ
5. ਚਿੱਤਰ ਪਛਾਣ ਵਿਧੀ			

ਜੂਨ

ਗਰਮੀ ਦੀਆਂ ਛੁੱਟੀਆਂ

ਜੁਲਾਈ

ਪੜ੍ਹਨ ਕਲਾ :- ਸ਼ਬਦ ਹੁਲਾਰੇ – ਪੰਨਾ 8 ਤੋਂ 15

ਲਿਖਣ ਕਲਾ :- 1. ਪ ਤੋਂ ਤ

2. ਚਿੱਤਰ ਨੂੰ ਅੱਖਰ ਨਾਲ ਮੇਲੋ
3. ਖਾਲੀ ਥਾਂਵਾਂ ਭਰੋ
4. ਚਿੱਤਰ ਦੇਖ ਕੇ ਪਹਿਲਾ ਅੱਖਰ ਲਿਖੋ
5. ਬੋਲ ਲਿਖਤ
6. ਸਹੀ ਅੱਖਰ ਤੇ ਘੇਰਾ ਲਗਾਓ
7. ਸਹੀ ਚਿੱਤਰ ਤੇ (✓) ਦਾ ਨਿਸ਼ਾਨ ਲਗਾਓ
8. ਇੱਕੋ ਜਿਹੇ ਅੱਖਰਾਂ ਤੋਂ ਸ਼ੁਰੂ ਚਿੱਤਰਾਂ ਨੂੰ ਮਿਲਾਓ
9. ਭੁਲਾਵੇਂ ਅੱਖਰ
10. ਦੋ ਅੱਖਰੀ ਸ਼ਬਦ ਜੋੜ

ਕਿਰਿਆਤਮਕ ਕੰਮ :- ਭੁਲਾਵੇਂ ਅੱਖਰ

ਬੋਲਣ ਕਲਾ :- ਪੰਛੀਆਂ ਦੇ ਨਾਂ

ਸੁਣਨ ਕਲਾ :- ਕਹਾਣੀ ‘ ਕਾਂ ਤੇ ਚਲਾਕ ਲੈਮੜੀ’ ਸੁਣਾ ਕੇ ਪ੍ਰਸ਼ਨ ਪੁੱਛੇ ਜਾਣਗੇ |

ਵਿਧੀਆਂ	ਸਹਾਇਕ ਸਮਗਰੀ	ਗਤੀਵਿਧੀਆਂ	ਮੁਲਾਂਕਣ ਵਿਧੀ
1. ਉਚਾਰਨ ਵਿਧੀ	1. ਫਲੈਸ਼ ਕਾਰਡ	Picture Talk Activity from Curriculum Guidelines Page No. 15	1. ਲਿਖਤੀ ਅਭਿਆਸ
2. ਅਨੁਕਰਨ ਵਿਧੀ	2. ਵੀਡੀਓ		2. ਮੌਖਿਕ ਅਭਿਆਸ
3. ਦੇਖੋ ਤੇ ਬੋਲੋ ਵਿਧੀ	3. ਚਾਰਟ		3. ਵਰਕਸ਼ੀਟ ਅਭਿਆਸ
4. ਵਿਚਾਰ ਵਟਾਂਦਰਾ ਵਿਧੀ	4. ਤਸਵੀਰਾਂ		4. ਪੜ੍ਹਨ ਕਲਾ
5. ਚਿੱਤਰ ਪਛਾਣ ਵਿਧੀ			

ਅਗਸਤ

ਕਰਵਾਏ ਗਏ ਕੰਮ ਦੀ ਦੁਹਰਾਈ

ਸਤੰਬਰ

ਮੁਲਾਂਕਣ - 1

COMPUTER

OBJECTIVES

1. Foremost aim is to make the students capable of using Computer.
2. To develop the interest in Computer.
3. To make the students aware about importance of computer.
4. To make students familiar with Parts of Computer.
5. To enable the students in using Mouse & Keyboard.
6. To make the students capable to Turn ON/OFF the computer themselves.

IMPORTANCE OF COMPUTER EDUCATION

Computer technology has a deep impact on the education sector. Thanks to computers, imparting education has become easier and much more interesting than before. Computers have changed the way we study / work, be it any course / profession. Computers play a vital role in every field especially it plays an important role in education. That is why the education system has made computer education a part of school curriculum. Considering the use of computer technology in almost every sphere of life, it is important for everyone to have at least the basic knowledge of using computers.

GENERAL INSTRUCTIONS-

For Students :

1. Students will sit according to Roll No. in lab.
2. Students will follow all the Rules & Regulations of Lab and Instructions of Teacher.
3. Students will not touch any part in Lab without permission.
4. Students will not carry any kind of eatables & Water bottles in Lab.

For Teachers :

1. It is necessary to take students to the lab once in a week according to fix Time Table.
2. Teacher will look after each & every child in lab.
3. Teacher will make it sure that all the students have performed the lab activity or not.
4. All the students must be trained in Turn On / Off the Computer themselves.
5. Teachers will use maximum PCs in Lab.

APRIL

Question answers for viva :

Q-1 What is a computer?

Ans. Computer is an electronic machine

Q-2. How does computer help us?

Ans. (i) It makes our work easy.
(ii) It makes our learning better.

Q-3. What is the another name of monitor?

Ans. V.D.U.

Q-4. What is the full form of V.D.U?

Ans- Visual Display Unit.

Lab Activity :

1. To show the different parts of the computer

MAY

Question answers for viva :

Q-6. How many number keys are there on a keyboard? Ans. 10 keys

Q-7. How many alphabet keys are there on a keyboard? Ans- 26 keys

Q-8. What do we use to type on a computer? Ans. Keyboard

Q-9 Which is the longest key on a keyboard? Ans. Space Bar Key

Q-10. How many types of keys are there on a keyboard?

Ans. Five types: i) Alphabet keys (ii) Number keys (iii) Functional keys

(iv) Special keys v) Arrow Keys

Lab Activity-

1. Demonstrate to the students how to hold and use a mouse (Students will draw any shape & will colour it.)

2. Introduce the keyboard and practice on alphabet keys .Students will type their name and Roll no. in word pad .

JUNE SUMMER VACATION

JULY

Question answers for viva :

Q-11 Which is the brain of a computer ?

Ans- CPU

Q-12 Name two Input Devices.

Ans- Keyboard, Mouse.

Q-13 How many buttons are there on a mouse?

Ans- Three buttons

1) Left Button 2) Right Button

3) Scroll Button

Q-14 Name the places where computer is used ?

Ans- School, Bank etc

Q-15 What is pressing the mouse button once called ?

Ans- Clicking

Lab Activity :

1. Introduce Keyboard and practice on alphabet keys and number keys (Students will type their Name and Roll No.)
2. To show how to turn On & Off the computer.

AUGUST : Revision of First Term Syllabus

SEPTEMBER : Assessment – I

Drawing

Book : Step by Step

Publication : DAV Publication


OBJECTIVES :

1. To enjoy and appreciate the art work.
2. To work confidently with a variety of material.
3. To develop observation, imagination and self expression.


NOTE :

1. Use crayons only.
2. Use black sketch / marker for outline.
3. Use HB pencil.
4. Draw big object in centre.


APRIL

Step by Step Book	Drawing File Objects	No. of Periods	Activity
Pages -2 to 6	A Bag	6	 Thumb Printing

MAY

Step by Step Book	Drawing File Objects	No. of Periods	Activity
Pages -7 to 12	A Tree	8	 Paper fan

JUNE**SUMMER VACATION****JULY**

Step by Step Book	Drawing File Objects	No. of periods	Activity
Pages - 13 to 18	A fruit & A flower	6	 Paper folding Paper Aeroplane

AUGUST**Revision of First Term Syllabus****SEPTEMBER****Assessment -1**

General Knowledge

General Aims and Objectives-

- i) To enable the students to speak appropriately and intelligently.
- ii) To enable the students to understand the commands & give response to the questions.
- iii) To pronounce correctly.

Common Instructions-

- i) Stereo(Audio/ Visual Aid) must be used to conduct listening skill-tape scripts.
- ii) Activities must be taken from Curriculum Guidelines already mentioned in Study Plan.
- iii) Converse with students individually.
- iv) Speaking topics must be asked individually.

APRIL

Topic	No. of Days	Activities	Teaching Aids/ Technology
Conversation Question/ Answer (1 to 10)	4	-	-
Curriculum Guidelines Page 10	2	General command (stand/ sit/ up/ down etc.) Courtesies(Golden Words- Thank You, Welcome, Please, Excuse Me, Sorry	-
Speaking Topic- Self Introduction	4	-	-
Scrap File- Paste pictures of Animals, Birds	2	Show Blocks	
Knowledge about School Houses	4	-	-

MAY

Topic	No. of Days	Activities	Teaching Aid/ Technology
Speaking Topic- My Classroom	4	-	-
Scrap File- Paste pictures of Fruits and Vegetables	2	Show Blocks	-

JUNE**SUMMER VACATION****JULY**

Topic	No. of Days	Activities	Teaching Aids/ Technology
Conversation Question/ Answer (11 to 20)	4	-	-
Lunch Prayer	1	-	-
Speaking Topic- My Classroom, Self Introduction	3	-	-
Scrap file- Paste pictures of different Festivals	2	-	-

AUGUST**Revision of First Term Syllabus****SEPTEMBER****Assessment - 1**

Self Introduction

1. My name is _____.
2. I am a girl / boy.
3. I am _____ years old.
4. I study in 1st _____ class.
5. I read in DAV Public School.
6. I live at _____.
7. I like to eat _____.

My Classroom

1. I study in 1st class.
2. My class room is very big .
3. It is neat and clean.
4. It has _____ benches.
5. It has _____ display boards.
6. It has a white and a green board.
7. I love my class room very much.

Conversation Questions

April to July

- | | |
|--|----------------------|
| 1. What is the full form of DAV? | Dayanand Anglo Vedic |
| 2. What is the full form of G.K.? | General Knowledge |
| 3. Where is your school situated? | In Samana |
| 4. In which country do you live? | In India |
| 5. Which animal gives us wool? | Sheep |
| 6. Who is the Prime Minister of India? | Sh. Narendra Modi |
| 7. Which is your favourite fruit? | _____ |
| 8. Who is the king of jungle? | Lion |
| 9. Where should we throw the litter? | In the dustbin |
| 10. Who gives us honey? | Honey Bee |
| 11. Who is your school Principal? | Dr. Mohan Lal Sharma |
| 12. Who is your class teacher? | _____ |
| 13. When was the first DAV school established? | 1886 |
| 14. Where do you live? | _____ |
| 15. Which is the king of fruit? | Mango |
| 16. How many colours are there in rainbow? | Seven |
| 17. Which is your favourite toy? | _____ |
| 18. Which thing help you to clean your house? | Vacuum cleaner |
| 19. What twinkles at night? | Stars |
| 20. What do you use to make a call? | Mobile Phone |

नैतिक शिक्षा

पुस्तक: धर्म शिक्षा (भाग -1)

प्रकाशन : डी.ए.वी.प्रकाशन

उद्देश्य

1. छात्रों में नैतिक मूल्यों का विकास करना ।
2. छात्रों में माता पिता, अध्यापकों व बड़ों के प्रति सम्मान की भावना उत्पन्न करना ।
3. छात्रों के व्यक्तित्व को सुविचारों से समृद्ध बनाना ।
4. धार्मिक रुचि का संवर्द्धन करना व अच्छी आदतें डालना ।
5. देश व जाति के प्रति छात्रों को कर्तव्यनिष्ठ बनाना ।

अप्रैल

पाठ का नाम / विषय	कालांश	गातिविधियाँ	सहायक सामग्री
पाठ -1 आकाश	1	-	चार्ट / ब्लैक बोर्ड पर बनाकर दिखाना
पाठ -2 वातावरण	1	-	चार्ट
पाठ - 3 जीवन का आधार	1	-	कपड़े, खाना दिखाना
पाठ - 4 उठना	1	उठने, बैठने का ढंग बताना	-
गायत्री मन्त्र	2	-	डायरी से

मई

पाठ का नाम / विषय	कालांश	गातिविधियाँ	सहायक सामग्री
पाठ - 5 दातुन	1	देखो व कहो	मंजन, दातुन, ब्रुश दिखाना
पाठ - 6 कसरत	1	पद्मासन ,कसरत करवाना	चार्ट
पाठ - 7 नहाना	1	-	साबुन, तौलिया आदि
पाठ - 8 हवन	1	-	-
गायत्री मन्त्र	2	-	डायरी से

जून

ग्रीष्मावकाश

जुलाई

पाठ का नाम / विषय	कालांश	गातिविधियाँ	सहायक सामग्री
पाठ - 9 खाना	1	खाना खाने का ढंग	सब्जियाँ दिखाना
पाठ - 10 पाठशाला	1	-	-
पाठ - 11 पढ़ना	1	-	कक्षा
पाठ - 12 खेलना	1	-	गेंद , हॉकी आदि
गायत्री मंत्र का भावानुवाद (4 लाइनें)	2	-	डायरी से

अगस्त

दोहराई

सितम्बर

मूल्यांकन -1

MUSIC & DANCE

OBJECTIVES :

1. To enhance knowledge and understanding of dance as an aesthetic & artistic experience.
2. Co-operate with others in dance activities.
3. To develop self-confidence.
4. Give chance to sing in front of audience in small functions in school.
5. Basic knowledge of maximum musical instruments.
6. To enhance the hidden talent in students.

NOTE :

1. To develop a context for aesthetic and artistic experience and the opportunity to develop personally and physically through participated in dance in an enjoyable environment.
2. To develop students' musical literacy and musical sense through joining music activities.

APRIL to JULY

Topic	No. of days	Tools and Techniques	Teaching Aids
Punjabi Folk Dance	8	Demonstration with steps	Actions on rhythm
1st Alankar	8	Demonstration with musical instruments	Oral of Alankar
प्रार्थना - तुम्हीं हो माता	8	Demonstration with musical instruments	From Study Plan with Lyrics

JUNE

SUMMER VACATION

AUGUST

REVISION AND PRACTICE

SEPTEMBER

Assessment - I

तुम्हीं हो माता पिता ॥
 तुम्हीं हो माता पिता तुम्हीं हो
 तुम्हीं हो बंधु सखा तुम्हीं हो ।
 तुम्हीं हो साथी तुम्हीं सहारे
 कोई ना अपना सिवा तुम्हारे ।
 तुम्हीं हो नैया तुम्हीं खवैया
 तुम्हीं हो बंधु सखा तुम्हीं हो ।
 जो खिल सके ना वो फूल हम है
 तुम्हारे चरणों की धूल हम हैं ।
 दया की दृष्टि सदा ही रखना
 तुम्हीं हो बंधु सखा तुम्हीं हो ।

HEALTH & PHYSICAL EDUCATION

AIMS & OBJECTIVES :

1. Interact with the natural world in a positive manner.
2. Develop qualities such as leadership, sense of belongingness, Courage and self defence.
3. Participate in the activities for fun and joy.
4. Conduct the movement with more body control.
5. To ensure optimum growth of each child.
6. Understand that hygienic fitness, protection and health care are important for health.
7. To make people physically, mentally and emotionally strong and fit.
8. To participate in team game for physically fitness, enjoyment and team spirit.
9. To develop interest in exercise with confidence.
10. To make the children aware about health.

APRIL

Topic	No. of Periods	Activities	Teaching Aids
Human Body	2	Physically	Chart, Block
Free Movements Walk / Run / Jump	1	Physically in Ground	Body Movements
Rolls the tyre or any other moveable object	2	Physically in Ground	Cycle Tyre
Ball Activities -Hold and Catch	1	Physically in Ground	Body Movements, Ball
PT exercises 1 to 3	2	Physically in Ground	Body Movements

MAY

Topic	No. of Periods	Activities	Teaching Aids
Pours water with perfection	2	Physically in Ground	Jug and glass of water
Simple Race- Distance of 20 m.	1	Physically in Ground	Body Movements
PT exercises 4 to 6	2	Physically in Ground, Demonstration and Practice	Body Movements

JUNE

SUMMER VACATION

JULY

Topic	No. of Periods	Activities	Teaching Aids
Tosses and bounces a ball	2	Physically in Ground	Body Movements
Sack/ Spoon Race	2	Physically in Ground	Body Movements, Sack , Spoon
PT exercises 1 to 6	2	Physically in Ground Demonstration	Body Movements
Game – Find the Leader	1	Physically in Ground	Body Movements

AUGUST**Revision of First Term Syllabus****SEPTEMBER****Assessment –I****UNIT - 2****English****OCTOBER**

Lesson No./Topic	No. of Periods	Activities	Teaching Aids/Technology
Lesson-13 The King's Ring (My English Reader) New words, Make sentences , Fill ups	5	Pick & Drop from Curriculum Guideline Page 13 'ng' sound	Text book, Note book, green board, E-Smart Board's content, Chalk, Duster
English Practice Book Pages 34, 35	1	Cut 'ng' sound words from newspaper & paste them	Text book, green board, chalk, duster
Lesson-14 My Mummy (Poem) Concept-I, He, She, It (Only For Reading) (My English Reader)	5	'Sequencing the daily routine' from Curriculum Guidelines Page 15	Text book, Note book, green board, Chart, chalk, duster
English Practice Book Pages - 36 to 38	1	Give your introduction yourself Page 37	Text book, green board, Chalk, duster
Lesson-15 Anil and Geeta 'Are' concept Pages 51, 52 only for understanding (My English Reader) New words, Make sentences , Fill ups	4	Sentences with Game related He / She / It by students	Text book, Note book, green board, Chalk, duster
English Practice Book Pages 39 to 42	2	Make at least 10 words from RAILWAY STATION Spell and Build Words	Text book, green board, chalk, duster
Grammar : Use of articles Month's Name My School	3	–	By using classroom objects, E-Smart content/Chart

NOVEMBER

Lesson No./Topic	No. of Periods	Activities	Teaching Aids/Technology
Lesson-16 Out of the Cage (My English Reader) New words, Make sentences , Fill ups	4	Be Quick One and Many	Chart, Text book, Note book, green board, chalk, duster
English Practice Book Pages - 43 to 45	1	By using classroom objects (is, are concept)	Text book, green board, chalk, duster

Lesson No./Topic	No. of Periods	Activities	Teaching Aids/Technology
Lesson-17 Tiny Ball & 'You' 'We' & 'They' concept Only for understanding Pages 56, 57 (My English Reader)	2	-	Text book, Note book, green board, chalk, duster
Lesson-18 Clever Chicks Use of 'Has' / 'Have' (My English Reader) New words, Make sentences, Fill ups	4	Role Play, Solve the Crossword Puzzle (Page 66)	Text book, Note book, green board, chalk, duster
English Practice Book Pages 46 to 48	1	By using classroom objects related is, are concept Dominoes sentences with is/are	Text book, green board, chalk, duster
Lesson-19 Tommy – The Pet (Reading Only) (My English Reader) Use of 'These' / 'Those'	4	By using classroom objects related These, Those concept	Text book, Note book, green board, chalk, duster
English Practice Book Pages 49 to 53	1	By using classroom objects related has, have concept	Text book, green board, chalk, duster
Grammar-Change the Number(10) Change the Gender (10)	2		Text book, Note book, green board, chalk, duster
Listening Skill- The Thirsty Crow	1	-	-
Creative Writing – Make sentences	1	-	-
DECEMBER Assessment – 2			

हिंदी

अक्टूबर

पाठ का नाम / विषय	कालांश	गतिविधियाँ	सहायक सामग्री/ तकनीक
पाठ -8 जादूगर का जादू (भाषा माधुरी)	4	अगर आप जादूगर बन जाओ तो किस चीज को बदलना चाहोगे ?	दृश्य, चार्ट,ई -स्मार्ट, ग्रीन बोर्ड
पृष्ठ - 25 से 31 (भाषा अभ्यास)	2	अनार में से फूटे अधूरे शब्दों को जोड़कर पूरा करो।	ग्रीन बोर्ड, झाड़न, खड़िया

पाठ का नाम / विषय	कालांश	गतिविधियाँ	सहायक सामग्री/ तकनीक
पाठ -9 मेला (भाषा माधुरी)	5	आप सब ने मेला जरूर देखा होगा बातचीत कीजिए	ग्रीन बोर्ड, झाड़न, खड़िया, चार्ट/ फ्लैश कार्ड
पृष्ठ -32 से 36 (भाषा अभ्यास)	2	पृष्ठ 34 चित्र देखो व लिखो	ग्रीन बोर्ड, पाठ्य पुस्तक
पाठ - 10 शैला की मैना (भाषा माधुरी)	5	पर्ची उठाओ और डालो {Curriculum Guidelines page – 13}	ए, ऐ की मात्रा की पर्चियाँ चार्ट / फ्लैश कार्ड
पृष्ठ - 37 से 40 (भाषा अभ्यास)	2	ए, ऐ की मात्रा के शब्दों को मात्रा अनुसार सही डिब्बे में लिखो	ग्रीन बोर्ड, ई -स्मार्ट

नवंबर

पाठ का नाम / विषय	कालांश	गतिविधियाँ	सहायक सामग्री/ तकनीक
पाठ -11 होली का दिन (भाषा माधुरी)	5	वर्ग पहली सुलझाओ	चार्ट / फ्लैश कार्ड ओ मात्रा की पर्चियां
पृष्ठ - 41 से 44 (भाषा अभ्यास)	2	अनुच्छेद लेखन पृष्ठ-42	ग्रीन बोर्ड, झाड़न, खड़िया
पाठ - 12 कौशल की सालगिरह (भाषा माधुरी)	5	शब्द से शब्द निर्माण	दृश्य, चार्ट / फ्लैशकार्ड, ई -स्मार्ट, ग्रीन बोर्ड
पृष्ठ -45 से 48 (भाषा अभ्यास)	2	बच्चों को अभिनय द्वारा क्रियाओं को करवाया व लिखने का अभ्यास करवाया जाएगा ।	ग्रीन बोर्ड, कक्षा की वस्तुएँ
पाठ 15 परियों की रानी (भाषा माधुरी)	1	कविता का सस्वर गायन करवाया जाएगा ।	पाठ्य पुस्तक
व्याकरण - वचन बदलो (10) पशुओं के नाम (10) पक्षियों के नाम (10) गिनती- 1 से 10	4	चित्र दिखाकर बच्चों को बोलने के लिए प्रेरित किया जाएगा ।	चार्ट, फ्लैश कार्ड, ब्लॉक
क्रियात्मक कार्य - फलों के नाम, श्रुतलेख	4	-	-

दिसंबर**मूल्यांकन -2**

Mathematics

OCTOBER

Lesson No./Topics	No. of Days	Activities	Teaching Aids/ Technology
Unit -6 Length Page No. 78 to 80	3	Use non standard units (such as hand span, human feet, palm etc) to measure length of objects in immediate neighborhoods environment (Curriculum Guidelines Page no. 27)	Classroom objects like green board, table, bag etc, E-smart board
Tables of 6,7	3	Drill	Audio Or Video of Tables
Unit – 7 Add & Subtract Page No. 81 to 83	4	With The Use Of Abacus , Number Line	Abacus, Number Line, Dominoes Card
Notebook Topics:- 1. Sums of addition & subtraction 2. Mental Maths 3. Ascending/ Descending order 4. What comes after, before, between?	6	(i) Re-Arrange the Numbers (ii) Finger Method	Number Cards, Abacus

NOVEMBER

Lesson No./Topic	No. of Days	Activities	Teaching Aids/ Technology
Unit – 8 Weight Page No. 84 to 87	3	Balancing & Weighing two quantities and using appropriate vocabulary such as light, heavy etc. from Curriculum Guidelines Page no. 26	E-Smart Board, Pan Balances
Unit – 9 More on Addition Page No. 88 to 92	4	Draw the abacus on board and tell them how to add on abacus.	Abacus
Tables of 7,8	3	Drill	Audio or Video of Tables

Lesson No./Topics	No. of Days	Activities	Teaching Aids/ Technology
Notebook Topics:- 1.Number names 2. Mental Maths 3. Write in figures	3	(i) Quick calculations	Number Cards, Abacus

DECEMBER**Assessment -2**


Science

OCTOBER

Lesson No./Topic	No. of Days	Activities	Teaching Aids/ Technology
7. Who are They?	4	(i) Paste photographs of your family members on family tree (Book Page No. 38) (ii) What does your father and mother do at home? {Curriculum Guidelines Page no. 31}	Family tree from book
8. We are a Happy Family	5	Role play activity	Family tree from book
9. Fairs and Festivals (Festival's name)	5	Project : Draw and the colour the National Flag of India in scrap file Project : Paste pictures of different festivals in scrap file .	Chart/ Flash cards, E-smart board

NOVEMBER

Lesson No./Topic	No. of Days	Activities	Teaching Aids/ Technology
10. Know Your Surroundings	6	By showing pictures or draw on board, ask the students to identify that particular natural feature like river, desert, forest etc.	Chart/Flash Card, E-Smart Board

Lesson No./Topic	No. of Days	Activities	Teaching Aids/ Technology
11. Plants (Trees name, Things we get from plants)	6	(i) Show them plant and explain its parts (ii) Nature Walk Project:- Paste different types of leaves in scrap file	Real Plant/Block, E-Smart Board
DECEMBER Assessment -2			

ਪੰਜਾਬੀ

ਅਕਤੂਬਰ

ਪੜ੍ਹਨ ਕਲਾ :- ਸ਼ਬਦ ਹੁਲਾਰੇ – ਪੰਨਾ 16 ਤੋਂ 19

ਲਿਖਣ ਕਲਾ :- 1. ਓ ਤੋਂ ਝ

2. ਦੇ ਅੱਖਰੀ ਸ਼ਬਦਾਂ ਦਾ ਜੋੜ

3. ਦੇ ਅੱਖਰੀ ਸ਼ਬਦ

4. ਖਾਲੀ ਥਾਂਵਾਂ ਭਰੋ

5. ਚਿੱਤਰ ਦੇਖ ਕੇ ਨਾਂ ਲਿਖੋ

6. ਬੋਲ ਲਿਖਤ

7. ਚਿੱਤਰ ਦੇਖ ਕੇ ਸਹੀ ਸ਼ਬਦ ਤੇ ਘੇਰਾ ਲਗਾਓ

8. ਸਹੀ ਅੱਖਰ ਸਹੀ ਸਥਾਨ ਤੇ ਭਰੋ

9. ਵਾਕ ਬਣਾਓ

ਬੋਲਣ ਕਲਾ :- ਫਲਾਂ ਦੇ ਨਾਂ

ਸੁਣਨ ਕਲਾ :- ਕਹਾਣੀ 'ਏਕਤਾ ਵਿੱਚ ਬਲ ਹੈ' ਸੁਣਾ ਕੇ ਪ੍ਰਸ਼ਨ ਪੁੱਛੇ ਜਾਣਗੇ |

ਵਿਧੀਆਂ	ਸਹਾਇਕ ਸਮਗਰੀ	ਗਤੀਵਿਧੀਆਂ	ਮੁਲਾਂਕਣ ਵਿਧੀ
1. ਉਚਾਰਨ ਵਿਧੀ	1. ਫਲੈਸ਼ ਕਾਰਡ	Spell and Build Activity from Curriculum Guidelines Page No. 14	1. ਲਿਖਤੀ ਅਭਿਆਸ
2. ਅਨੁਕਰਨ ਵਿਧੀ	2. ਵੀਡੀਓ		2. ਮੌਖਿਕ ਅਭਿਆਸ
3. ਦੇਖੋ ਤੇ ਬੋਲੋ ਵਿਧੀ	3. ਚਾਰਟ		3. ਵਰਕਸ਼ੀਟ ਅਭਿਆਸ
4. ਵਿਚਾਰ ਵਟਾਂਦਰਾ ਵਿਧੀ	4. ਤਸਵੀਰਾਂ		4. ਪੜ੍ਹਨ ਕਲਾ
5. ਚਿੱਤਰ ਪਛਾਣ ਵਿਧੀ			

ਨਵੰਬਰ

ਪੜ੍ਹਨ ਕਲਾ :- ਸ਼ਬਦ ਹੁਲਾਰੇ – ਪੰਨਾ 20 ਤੋਂ 25

- ਲਿਖਣ ਕਲਾ :-**
1. ਤਿੰਨ ਅੱਖਰੀ ਸ਼ਬਦਾਂ ਦਾ ਜੋੜ
 2. ਦੋ ਅੱਖਰੀ ਸ਼ਬਦ
 3. ਖਾਲੀ ਥਾਂਵਾਂ ਭਰੋ
 4. ਚਿੱਤਰ ਦੇਖ ਕੇ ਨਾਂ ਲਿਖੋ
 5. ਬੋਲ ਲਿਖਤ
 6. ਚਿੱਤਰ ਦੇਖ ਕੇ ਸਹੀ ਸ਼ਬਦ ਤੇ ਘੇਰਾ ਲਗਾਓ
 7. ਸਹੀ ਅੱਖਰ ਸਹੀ ਸਥਾਨ ਤੇ ਭਰੋ
 8. ਵਾਕ ਬਣਾਓ
 9. ਸੁਲੇਖ
 10. ਮਿਲਾਨ ਕਰੋ

ਬੋਲਣ ਕਲਾ :- ਕਵਿਤਾ – ਗੁਬਾਰੇ

ਸੁਣਨ ਕਲਾ :- ਕਹਾਣੀ ‘ਦੋ ਬਿਲੀਆਂ ਅੱਤੇ ਬਾਂਦਰ’ ਸੁਣਾ ਕੇ ਪ੍ਰਸ਼ਨ ਪੁੱਛੇ ਜਾਣਗੇ |

ਕਿਰਿਆਤਮਕ ਕੰਮ :- ਭੁਲਾਵੇਂ ਸ਼ਬਦ


ਵਿਧੀਆਂ	ਸਹਾਇਕ ਸਮਗਰੀ	ਗਤੀਵਿਧੀਆਂ	ਮੁਲਾਂਕਣ ਵਿਧੀ
1. ਉਚਾਰਨ ਵਿਧੀ	1. ਫ੍ਲੈਸ਼ ਕਾਰਡ	Pick and Drop Activity from Curriculum Guidelines Page No. 13	1. ਲਿਖਤੀ ਅਭਿਆਸ
2. ਅਨੁਕਰਨ ਵਿਧੀ	2. ਵੀਡੀਓ		2. ਮੌਖਿਕ ਅਭਿਆਸ
3. ਦੇਖੋ ਤੇ ਬੋਲੋ ਵਿਧੀ	3. ਚਾਰਟ		3. ਵਰਕਸ਼ੀਟ ਅਭਿਆਸ
4. ਵਿਚਾਰ ਵਟਾਂਦਰਾ ਵਿਧੀ	4. ਤਸਵੀਰਾਂ		4. ਪੜ੍ਹਨ ਕਲਾ
5. ਚਿੱਤਰ ਪਛਾਣ ਵਿਧੀ			

ਦਸੰਬਰ

ਮੁਲਾਂਕਣ - 2

ਕਵਿਤਾ - ਗੁਬਾਰੇ

ਲਾਲ, ਨੀਲਾ, ਪੀਲਾ, ਗੁਲਾਬੀ
 ਹਰਾ, ਕਾਲਾ, ਅਤੇ ਚਿੱਟਾ
 ਰੰਗੇ ਬਿਰੰਗੇ ਇਹ ਗੁਬਾਰੇ,
 ਲੱਗਦੇ ਬੜੇ ਹੀ ਪਿਆਰੇ
 ਉੱਚੇ – ਉੱਚੇ ਉੱਡਦੇ ਸਾਰੇ,
 ਜਾ ਪਕੜਨ ਅੰਬਰਾਂ ਦੇ ਤਾਰੇ |

Pages - 19 to 24	A glass	8	-
NOVEMBER			
Step by Step Book	Drawing File	No. of periods	Activity
	Objects		
Pages -25 to 29	A Jug & A Kite	8	 Children's Day card colouring
DECEMBER	Revision and Assessment -2		

General Knowledge

OCTOBER

Topic	No. of Periods	Activities	Teaching Aids/ Technology
Conversation Question/ Answer 1 to 7	4	-	-
Curriculum Guidelines Page 11	2	Play Mime Game	-
Speaking Topic- My Best Friend	4	-	-
Scrap File- Paste pictures of National Symbols & Musical Instruments	2	-	-

NOVEMBER

Topic	No. of Periods	Activities	Teaching Aids/Technology
Conversation Question/ Answer (8 to 15)	4	-	-
Curriculum Guidelines Page 16	2	Read & draw	-
Speaking Topic- Great Personality – Swami Dayanand Saraswati Ji	4	-	-
Scrap File- Paste pictures of Great Personalities	2	-	-

DECEMBER**Assessment -2****My Best Friend**

1. My friend's name is _____
2. He/ She reads in 1st class.
3. He /She is of my age.
4. We study and play together .
5. He/ She is very helpful.
6. We both enjoy at school.
7. I like my friend very much.

Great Personality**Swami Dayanand Saraswati Ji**

1. Swami Dayanand Saraswati Ji was born on 12th Feb., 1824 in Tankara.
2. His father's name was Karshan Ji Tiwari.
3. His mother's name was Yashodabai.
4. He was the founder of Arya Samaj.
5. Satyarth Parkash is the famous book of Swami ji.
6. He died on 30th Oct., 1883 in Ajmer.

Conversation Questions**October and November**

- | | |
|---|----------------------|
| 1. Which is your favourite rhyme? | Bits of Paper _____ |
| 2. Who gives us heat? | Sun |
| 3. Who is known as God of Cricket? | Mr. Sachin Tendulkar |
| 4. Which is the national game of India? | Hockey |
| 5. Which is your favourite festival? | Holi / Diwali etc. |
| 6. Name 2 indoor games. | Chess, Ludo |
| 7. Name 2 outdoor games. | Hockey, Football |
| 8. Which is the festival of lights? | Diwali |
| 9. Which is the festival of colours? | Holi |
| 10. How many players are there in Hockey Team? | Eleven |
| 11. Which is your favourite musical instrument? | Tabla etc. |
| 12. Name any two musical instruments. | Harmonium, Gitar |
| 13. Which is your favourite cartoon character? | Ben 10, etc. |
| 14. What do you say when you get up in the morning? | Good Morning |
| 15. What do you say when go to bed at night? | Good Night |

ॐ

नैतिक शिक्षा

अक्टूबर

पाठ का नाम / विषय	कालांश	गातिविधियाँ	सहायक समाग्री
पाठ - 13 बालक	1	अच्छे बालक के गुण	कक्षा का छात्र
पाठ - 14 बालिका	1	अच्छी बालिका के गुण	कक्षा की छात्रा
पाठ - 15 भाई बहन	1	-	-
पाठ - 16 पाठशाला को	1	अभिवादन करना सिखाना	-
पाठ - 17 पढ़ाई	1	-	ब्लैक बोर्ड, कॉपी , किताबें दिखाना
गायत्री मंत्र का भावानुवाद (4 लाइनें)	2	-	डायरी से

नवंबर

पाठ का नाम / विषय	कालांश	गातिविधियाँ	सहायक समाग्री
पाठ - 18 भोजन	1	खाने की विधियाँ बताना	-
पाठ - 19 खेलकूद	1	रेस लगवाना	-
पाठ - 20 अब उठ	1	-	-
पाठ - 21 थोड़ा टहल	1	सैर के बारे में बताना	-
यज्ञ महिमा (1-4 लाइनें)	3	-	डायरी से

दिसंबर

मूल्यांकन - 2

Music & Dance

OCTOBER and NOVEMBER

Topic	No. of days	Tools and Techniques	Teaching Aids
Children Dance – Hindi	6	Demonstration with steps	With sound system
Children Song (लकड़ी की काठी ----)	6	Demonstration with musical instruments	From Study Plan with Lyrics

DECEMBER**Assessment -2**

Children Song लकड़ी की काठी

लकड़ी की काठी काठी पे घोड़ा,
 घोड़े की दुम पे जो मारा हथौड़ा
 दौड़ा दौड़ा दौड़ा घोड़ा दुम उठा के दौड़ा
 घोड़ा पहुँचा चौक में, चौक में था नाई,
 घोड़े जी की नाई ने हजामत जो बनाई
 चग-बग चग-बग चग-बग चग-बग, घोड़ा पहुँचा चौक

दौड़ा दौड़ा दौड़ा घोड़ा दुम उठा के दौड़ा
 घोड़ा था घमंडी पहुँचा सब्जी मंडी,
 सब्जी मंडी बर्फ पड़ी थी बर्फ में लग गई ठंडी
 चग-बग चग-बग चग-बग चग-बग, घोड़ा था घमंडी

दौड़ा दौड़ा दौड़ा घोड़ा दुम उठा के दौड़ा
 घोड़ा अपना तगड़ा है देखो कितनी चर्बी है,
 चलता है महरोली में पर घोड़ा अपना अरबी है
 चग-बग चग-बग चग-बग चग-बग, घोड़ा अपना तगड़ा है

बाँह छूड़ा के दौड़ा घोड़ा दुम उठा के दौड़ा
 लकड़ी की काठी काठी पे घोड़ा, दुम उठा के दौड़ा

Health & Physical Education

OCTOBER

Lesson No./Topic	No. of Periods	Activities	Teaching Aids
Warm Up exercise Free Movements Walk / Run / Jump	1	Physically in Ground	Body Movements
PT exercises 1 to 3	2	Physically in Ground Demonstration and Practice	Body Movements
Dodge Ball	1	Physically in Ground	Body Movements
Asana- Tarasana and Padamasana	2	Demonstration and Practice	Chart and Body Movement

NOVEMBER

Lesson No./Topic	No. of Periods	Activities	Teaching Aids
Race – Frog Race/Dog Race	1	Physically in Ground	Body Movements
PT exercises 4 to 6	2	Physically in Ground Demonstration & Practice	Body Movements
Throw a ball at a given target	1	Physically in Ground	Body Movements, Ball
Game – River Bank	1	Physically in Ground	Body Movements

DECEMBER

Assessment -2

UNIT - 3**English****JANUARY**

Lesson No./Topic	No. of Periods	Activities	Teaching Aids/Technology
Lesson-20 A Picnic Use of 'His' 'Her', 'My' 'Your' (My English Reader) Reading Only	4	–	Text book, Note book, green board, chalk, duster
English Practice Book Pages 54 to 56	1	By using classroom objects related 'These', 'Those'	Text book, green board, chalk, duster
Lesson-21 Raju's Bunny Use of 'What is What' (My English Reader) Opposite words (10) New words, Make sentences , Fill ups	4	–	Text book, Note book, green board, chalk, duster
English Practice Book Pages- 57 to 65	1	Pick the word from word pool and write in the column Page 59, Search the fruit name from the basket Page 61, Find the names of the colours that are hidden in the puzzle Page 64	Text book, green board, chalk, duster
Lesson-22 Kitty's Birthday (My English Reader) Reading Only	3	–	Text book, Note book, green board, chalk, duster
English Practice Book Pages -66 to 67	1	Pictures Talk Page 67	Text book, green board, chalk, duster
Action Time Page 92 Lesson-23 The Ants (My English Reader) New words, Make sentences , Fill ups	3-4	Students will do action related words	Text book, Note book, green board, chalk, duster
English Practice Book Pages- 68 to 71	1	Read and Act from Page- 14 Curriculum Guidelines	Text book, green board, chalk, duster

FEBRUARY

Lesson No./Topic	No. of Periods	Activities	Teaching Aids/Technology
Lesson-24 The Greedy Monkey (My English Reader) New words, Make sentences , Fill ups	2	Word Building	Text book, Note book, green board, chalk, duster
English Practice Book Pages- 72 to 75	1	See the picture and complete the sentence by using is / was and a / an	Text book, green board, chalk, duster

Study Plan		Class-1 st (2020-21)	
Lesson No./Topic	No. of Periods	Activities	Teaching Aids/Technology
Lesson-25 Golu's Shop (Only for Reading) Jumbled words in Book exercise (My English Reader)	1	-	Text book, green board, chalk, duster
English Practice Book Pages- 76, 77	1	Students will compose the line about My Teacher, Leave a note for mummy when you are going at your friend's house	Text book, green board, chalk, duster
Lesson-26 Neha in the Forest (My English Reader) New words, Make sentences , Fill ups	2	-	Text book, green board, chalk, duster
English Practice Book Pages 78, 79	1	Picture Talk	Text book, green board, chalk, duster
Use of capital letter and full stop.	1	-	-
Creative Writing – Make sentences	1	-	-

MARCH

Assessment -3

हिंदी

जनवरी

पाठ का नाम / विषय	कालांश	गतिविधियाँ	सहायक सामग्री / तकनीक
पाठ -13 संजय की पतंग (भाषा माधुरी)	5	शब्द अंताक्षरी खेल	दृश्य, श्रव्य सामग्री, ई- स्मार्ट बोर्ड, चार्ट
पृष्ठ - 49 से 52 (भाषा अभ्यास)	2	पृष्ठ 52 का चित्र दिखाया जाएगा और बच्चों को बोलने लिखने के लिए प्रेरित किया जाएगा ।	ग्रीन बोर्ड, झाड़न, खड़िया
पाठ -14 तॉगे वाले की मूँछें (भाषा माधुरी)	4	अगर मूँछों वाला आदमी चाचा ना होता तो क्या होता ? बातचीत कीजिए	दृश्य, श्रव्य सामग्री, ई - स्मार्ट बोर्ड, चार्ट
पृष्ठ -53 से 54 (भाषा अभ्यास)	1		कक्षा की वस्तुएँ, ग्रीन बोर्ड
पाठ - 16 मस्त कलंदर (भाषा माधुरी) केवल पठन	1	क्या आपने किसी जानवर को तंग होने से बचाया है ? चर्चा करो ।	ब्लॉक (जानवरों के)

पाठ का नाम / विषय	कालांश	गतिविधियाँ	सहायक सामग्री / तकनीक
पाठ - 17 नन्हीं चिड़िया (भाषा माधुरी)	1	कविता का सस्वर गायन करवाया जाएगा	पाठ्य पुस्तक
पृष्ठ - 55 से 57 (भाषा अभ्यास)	2	पृष्ठ 56 का चित्र दिखाकर बच्चों को बोलने लिखने के लिए प्रेरित किया जाएगा ।	ग्रीन बोर्ड, झाड़न, खड़िया
पाठ - 18 अच्छी परी (भाषा माधुरी)	2	यदि आपको जादू का फूल मिल जाए तो आप ही उससे क्या-क्या माँगोगे ? बातचीत कीजिए ।	ग्रीन बोर्ड, पाठ्य पुस्तक
पृष्ठ - 58 से 60 (भाषा अभ्यास)	1	पृष्ठ 60 का चित्र दिखाया जाएगा और बच्चों को बोलने व लिखने के लिए प्रेरित किया जाएगा ।	पाठ्य पुस्तक, ग्रीन बोर्ड

फरवरी

पाठ का नाम / विषय	कालांश	गतिविधियाँ	सहायक सामग्री / तकनीक
पाठ - 19 गुब्बारे वाला (भाषा माधुरी)	1	कविता का सस्वर गायन करवाया जाएगा	पाठ्य पुस्तक
पृष्ठ - 61 से 62 (भाषा अभ्यास)	1	पृष्ठ 62 पर अखबार /पत्रिका में से कविता लिखवाई जाएगी ।	ग्रीन बोर्ड, झाड़न, खड़िया
पाठ - 20 योगशाला (भाषा माधुरी)	1	क्या आप योगा करते हो? योग से होने वाले तीन लाभ बताइए ।	ब्लॉक / चार्ट(जानवरों का)
पृष्ठ - 63 से 66 (भाषा अभ्यास)	2	पृष्ठ 66 पर कछुए की कहानी का दृश्य दिखा कर पूरा करवाया जाएगा।	ग्रीन बोर्ड, झाड़न खड़िया
व्याकरण -मेरा स्कूल (पाँच पंक्तियाँ), लिंग बदलो (10), विपरीत शब्द (10) दिनों के नाम,फलों के नाम (7)	5		चार्ट/ फ्लैशकार्ड/ ब्लॉक
क्रियात्मक कार्य - वाक्य बनाओ, श्रुतलेख	2	-	-

मार्च

मूल्यांकन -3

Mathematics

JANUARY

Lesson No./Topics	No. of Days	Activities	Teaching Aids
Unit – 10 Capacity Page No. 93,94	2	Different containers and real things can be used {Curriculum Guidelines Page No. 26}	Container, Real Utensils, E-Smart Board
Unit – 11 More on Subtraction Page No. 95 to 99	5	(i) Use of number line (ii) By abacus	Concrete Objects, Number Bingo
Tables – 8,9	3	Drill	Chart/Audio Or Video Of Tables
Notebook Topics:- 1. Sums of addition & subtraction 2. Mental Maths 3. What comes before, after and between?	6	(i) Quick Calculations	Number Cards, Abacus

FEBRUARY

Lesson No./Topics	No. of Days	Activities	Teaching Aids
Unit – 12 Time Page No. 100 to 105	5	(i) To show calendar. (ii) To show clock.	Calendar, clock, hour glass, E- smart board
Unit – 13 Money Page No. 106 to 114	7	(i) To show coins and currency notes. (ii) Money change	Coins, currency notes
Tables – 9,10	3	Drill	Chart/audio or video of tables
Notebook Topics:- 1. Sums of addition & subtraction 2. Mental Maths 3. Fill ups of time 4. Count the money	6	(i) Provide them calendar and ask date and day. (ii) Provide them clock and ask different time on clock.	Number cards, Coins, currency notes

MARCH

Assessment -3

science

JANUARY			
Lesson No./Topics	No. of Days	Activities	Teaching Aids
12. The Animals Kingdom (Birds name, wild and domestic animals name)	5	(i) Display pictures of different animals and birds and let them recognize. (ii) Find the name of seven birds from the given crossword (from book) Project:- Paste pictures of birds, wild and domestic animals in scrap file.	Chart/ Blocks, E-Smart Board
13. Water (Sources of water)	5	(i) Explain to the students how clouds are formed? (ii) Water, water everywhere (e.wiz) Discussion Topic:- Speak five lines on water	Chart, E-Smart Board
FEBRUARY			
Lesson No./Topics	No. of Days	Activities	Teaching Aids
14. Important Places	5	Show them different places like school, temple, hospital etc and explain about it .	Chart, E-Smart Board
15. Let Us Meet Them (Different types of helpers' name)	5	Students will play the role of different helpers {Curriculum Guidelines Page No. 34} (ii) Think it through (e.wiz) Discussion Topic:- Discuss about different types of helpers Project:- Paste pictures of different helpers.	Chart/Flash Cards
MARCH		Assessment -3	



ਜਨਵਰੀ

ਪੜ੍ਹਨ ਕਲਾ :- ਸ਼ਬਦ ਹੁਲਾਰੇ – ਪੰਨਾ 26 ਤੋਂ 36

- ਲਿਖਣ ਕਲਾ :-
1. ਓ ਤੋਂ ਤ ਤੱਕ
 2. ਦੇ , ਤਿੰਨ, ਚਾਰ ਅੱਖਰੀ ਸ਼ਬਦਾਂ ਦਾ ਜੋੜ
 3. ਦੇ ਅੱਖਰੀ ਸ਼ਬਦ
 4. ਖਾਲੀ ਥਾਂਵਾਂ ਭਰੋ
 5. ਚਿੱਤਰ ਦੇਖ ਕੇ ਨਾਂ ਲਿਖੋ
 6. ਬੋਲ ਲਿਖਤ
 7. ਚਿੱਤਰ ਦੇਖ ਕੇ ਸਹੀ ਸ਼ਬਦ ਤੇ ਘੇਰਾ ਲਗਾਓ
 8. ਸਹੀ ਅੱਖਰ ਸਹੀ ਸਥਾਨ ਤੇ ਭਰੋ
 9. ਵਾਕ ਬਣਾਓ
 10. ਸੁਲੇਖ
 11. ਮਿਲਾਨ ਕਰੋ

ਬੋਲਣ ਕਲਾ :- ਸ਼ਬਦੀਆਂ ਦੇ ਨਾਂ

ਸੁਣਨ ਕਲਾ :- ਕਹਾਣੀ 'ਪਿਆਸਾ ਕਾਂ' ਸੁਣਾ ਕੇ ਪ੍ਰਸ਼ਨ ਪੁੱਛੇ ਜਾਣਗੇ |

ਵਿਧੀਆਂ	ਸਹਾਇਕ ਸਮਗਰੀ	ਗਤੀਵਿਧੀਆਂ	ਮੁਲਾਂਕਣ ਵਿਧੀ
1. ਉਚਾਰਨ ਵਿਧੀ	1. ਫ੍ਲੈਸ਼ ਕਾਰਡ	Sentence Building Game from Curriculum Guidelines Page No. 16	1. ਲਿਖਤੀ ਅਭਿਆਸ
2. ਅਨੁਕਰਨ ਵਿਧੀ	2. ਵੀਡੀਓ		2. ਮੌਖਿਕ ਅਭਿਆਸ
3. ਦੇਖੋ ਤੇ ਬੋਲੋ ਵਿਧੀ	3. ਚਾਰਟ		3. ਵਰਕਸ਼ੀਟ ਅਭਿਆਸ
4. ਵਿਚਾਰ ਵਟਾਂਦਰਾ ਵਿਧੀ	4. ਤਸਵੀਰਾਂ		4. ਪੜ੍ਹਨ ਕਲਾ
5. ਚਿੱਤਰ ਪਛਾਣ ਵਿਧੀ			

ਫਰਵਰੀ

ਪੜ੍ਹਨ ਕਲਾ :- ਸ਼ਬਦ ਹੁਲਾਰੇ – ਪੰਨਾ 37 ਤੋਂ 40 (ਮਾਤਰਾਵਾਂ ਦੀ ਪਹਿਚਾਣ)

- ਲਿਖਣ ਕਲਾ :-
1. ਦੇ , ਤਿੰਨ, ਚਾਰ ਅੱਖਰੀ ਸ਼ਬਦਾਂ ਦਾ ਜੋੜ
 2. ਦੇ , ਤਿੰਨ, ਚਾਰ ਅੱਖਰੀ ਸ਼ਬਦ
 3. ਖਾਲੀ ਥਾਂਵਾਂ ਭਰੋ

4. ਚਿੱਤਰ ਦੇਖ ਕੇ ਨਾਂ ਲਿਖੋ
5. ਬੋਲ ਲਿਖਤ
6. ਚਿੱਤਰ ਦੇਖ ਕੇ ਸਹੀ ਸ਼ਬਦ ਤੇ ਘੇਰਾ ਲਗਾਓ
7. ਸਹੀ ਅੱਖਰ ਸਹੀ ਸਥਾਨ ਤੇ ਭਰੋ
8. ਵਾਕ ਬਣਾਓ
9. ਸੁਲੇਖ
10. ਮਿਲਾਨ ਕਰੋ

ਬੋਲਣ ਕਲਾ :- ਕਵਿਤਾ – ਗਿਣਤੀ ਦਾ ਗੀਤ

ਸੁਣਨ ਕਲਾ :- ਕਹਾਣੀ ‘ਲਾਲਚੀ ਕੁੱਤਾ’ ਸੁਣਾ ਕੇ ਪ੍ਰਸ਼ਨ ਪੁੱਛੇ ਜਾਣਗੇ।

ਕਿਰਿਆਤਮਕ ਕੰਮ :- ਭੁਲਾਵੇਂ ਸ਼ਬਦ ਅਤੇ ਵਾਕ

ਵਿਧੀਆਂ	ਸਹਾਇਕ ਸਮਗਰੀ	ਗਤੀਵਿਧੀਆਂ	ਮੁਲਾਂਕਣ ਵਿਧੀ
1. ਉਚਾਰਨ ਵਿਧੀ	1. ਫਲੈਸ਼ ਕਾਰਡ	Look and Say from Curriculum Guidelines Page No. 14	1. ਲਿਖਤੀ ਅਭਿਆਸ
2. ਅਨੁਕਰਨ ਵਿਧੀ	2. ਵੀਡੀਓ		2. ਮੌਖਿਕ ਅਭਿਆਸ
3. ਦੇਖੋ ਤੇ ਬੋਲੋ ਵਿਧੀ	3. ਚਾਰਟ		3. ਵਰਕਸ਼ੀਟ ਅਭਿਆਸ
4. ਵਿਚਾਰ ਵਟਾਂਦਰਾ ਵਿਧੀ	4. ਤਸਵੀਰਾਂ		4. ਪੜ੍ਹਨ ਕਲਾ
5. ਚਿੱਤਰ ਪਛਾਣ ਵਿਧੀ			

ਮਾਰਚ

ਮੁਲਾਂਕਣ - 3

ਗਿਣਤੀ ਦਾ ਗੀਤ

ਆਓ ਮਿਲ ਕੇ ਸਿਖੀਏ ਗਿਣਤੀ
ਪਰ ਸਾਡੀ ਹੈ ਇਹ ਇੱਕ ਬਿਣਤੀ |
ਭੁੱਲੀਏ ਜੇਕਰ ਤਾਂ ਯਾਦ ਕਰਵਾਓਣਾ
ਲਿਖ ਲਿਖ ਕੇ ਸਾਨੂੰ ਸਿਖਾਓਣਾ |
ਇੱਕ ਤੋਂ ਬਾਅਦ ਆਵੇ ਦੇ ,
ਚੰਗੇ ਬੱਚੇ ਬਣ ਕੇ ਰਹੋ |
ਦੇ ਤੋਂ ਬਾਅਦ ਆਵੇ ਤਿੰਨ ,
ਚੰਗੀ ਤਰਾਂ ਤੂੰ ਮਨਕੇ ਗਿਣ |
ਚਾਰ , ਪੰਜ, ਛੇ ਅਤੇ ਸੱਤ ,
ਕਦੇ ਨਾ ਲਵੋ ਭੈੜੀ ਮੱਤ |
ਅਠ, ਨੌਂ ਅਤੇ ਆਇਆ ਦਸ ,
ਹੁਣ ਮੈਡਮ ਜੀ ਕਰ ਦਿਓ ਬਸ |

Computer

JANUARY

Question answers for viva :

- Q-1 Which tool is used to draw straight line?
 Q-2 Which tool is used to erase a drawing?
 Q-3 Which tool is used to draw the shapes?
 Q-4 Name two output devices.

- Ans- Line tool
 Ans- Eraser tool
 Ans- Shape tool
 Ans- Monitor, Printer

Lab Activity :-

1. Draw different shapes and paint them .

FEBRUARY

Question answers for viva :

- Q-5 How do we switch on a computer?
 Q-6 When the computer isn't busy what will it show?
 Q-7 What should we avoid to switch off a computer?
 Q-8 How do we switch off a computer?

- Ans- Step (i) Switch on the U.P.S.
 Step (ii) Switch on the CPU
 Ans. Screen Saver
 Ans. Never switch off the computer directly.
 Ans. Step (i) Click on the start menu.
 Step (ii) Click on the shut down button.
 Step (iii) Switch off U.P.S.

Lab Activity :-


1. Draw different shapes and paint them.

MARCH

Assessment -3

Drawing

JANUARY

Step by Step Book	Drawing File Objects	No. of periods	Activity
Pages - 30 to 35	A cartoon	8	 Bud impression on drawing file

FEBRUARY

Step by Step Book	Drawing File Objects	No. of periods	Activity
Pages - 36 to 40	A hut and A book	8	-

MARCH**Assessment -3**

General Knowledge
JANUARY

Topic	No. of Periods	Activities	Teaching Aids/ Technology
Conversation Question/ Answer (1 to 7)	4	-	-
Curriculum Guidelines Page 16	2	Read & draw	
Speaking Topic- My School	4	-	-
Scrap File- Paste pictures of Means of Transport, Safety Rules	2	-	-
Listening Skill	1	Story telling	E- smart Board

FEBRUARY

Topic	No. of Periods	Activities	Teaching Aids/ Technology
Conversation Question/ Answer (8 to 15)	4	-	-
Curriculum Guidelines Page 8	2	Be Quick	-
Speaking Topic- My Country	4	-	-
Scrap File- Paste pictures of Living & Non Living Things	2	Explanation Method	-

MARCH**Assessment -3**

My School

1. I study in DAV Public School.
2. It is in Samana.
3. It has sixty rooms.
4. It has two computer labs.
5. It has a big library.
6. It has a beautiful garden.
7. It has a stadium.
8. It has a gym.
9. I love my school very much.

My Country

1. India is my country.
2. It has 29 states and 7 union territories.
3. New Delhi is the capital of India.
4. Its national language is Hindi.
5. My country is rich in culture and heritage.
6. It has many beautiful places to see.
7. I love and respect my country.

Conversation Questions

January and February

- | | |
|---|----------------------------------|
| 1. Where do we play? | In park / In ground |
| 2. How should we cross the road? | Through Zebra Crossing |
| 3. Who is the head of the church? | Father / The Priest |
| 4. Name the month with least number of days. | February |
| 5. Which is the first month of the year? | January |
| 6. When is Christmas celebrated? | On 25 th December |
| 7. Name any 2 living things. | Birds, Animals, Human Being etc. |
| 8. Name any 2 non-living things. | Pencil, Book etc. |
| 9. When do you celebrate your birthday? | _____ |
| 10. Which is the last month of the year? | December |
| 11. Name any 2 air transports. | Helicopter, Aeroplane |
| 12. Name any 2 water transports. | Ship, Boat |
| 13. Name any 2 road transports. | Car, Bus |
| 14. Who is the founder of Arya Samaj? | Swami Dayanand Saraswati Ji |
| 15. Which means of transport is used for long distance? | Train |

नैतिक शिक्षा

जनवरी

पाठ का नाम / विषय	कालांश	गातिविधियाँ	सहायक सामग्री
पाठ - 22 हवन करके खाना खा	1	खाने की उचित विधियाँ बताना	बैठने के ढंग
पाठ - 23 पढ़ने जा	1	कैसे पढ़ा जाए, सड़क के नियम बताना	-
पाठ - 24 लेख लिख	1	सुंदर लिखावट के बारे में बताना	-
पाठ - 25 सच बोल	1	सच व झूठ के बारे में अंतर बताना	-
क्रियात्मक कार्य - हवन	1	-	सामग्री, घी आदि
यज्ञ महिमा (1-4)	3	-	डायरी से
शिष्टाचार के नियम	2	-	-
जय घोष	2	-	-

फरवरी

पाठ का नाम / विषय	कालांश	गातिविधियाँ	सहायक सामग्री
पाठ - 26 खूब खेल	1	खेलों के बारे में बताना	-
पाठ - 27 देश की सेवा कर	1	देश सेवा की बातें बताना	देश का झंडा
पाठ - 28 गाना गा	1	संगीत का महत्व बताना	-
पाठ - 29 अब सो जा	1	सोने का उचित ढंग बताना	-
पाठ - 30 प्रणाम कर	1	प्रणाम करना सिखाना	-
यज्ञ महिमा (1-4)	3	-	डायरी से
शिष्टाचार के नियम	2	-	-
जय घोष	2	-	-

मार्च

मूल्यांकन - 3

जय घोष

जो बोले सो अभय,
 वैदिक धर्म की - जय
 मर्यादा पुरुषोत्तम श्री राम की - जय
 योगिराज श्री कृष्ण की - जय
 ऋषिवर दयानंद जी की - जय
 धर्म पर मर मिटने वालों की - जय
 देश पर बलिदान होने वालों की - जय
 भारत माता की - जय
 गौ माता की - जय
 गौ माता - का पालन हो - पालन हो
 वैदिक ध्वनि - ओ३म्

शिष्टाचार के नियम

1. हमें हाथ जोड़कर माता - पिता व बड़ों को नमस्कार करना चाहिए ।
2. हमें किसी के बारे में गलत नहीं बोलना चाहिए ।
3. सदैव मीठा बोल बोलना चाहिए ।
4. जब बड़े बात कर रहे हों तो बीच में नहीं बोलना चाहिए ।
5. खाना खाने से पहले व बाद में हाथ धोने चाहिए ।
6. खाना खाते समय बात नहीं करनी चाहिए ।
7. हमें आपस में मिलजुल कर रहना चाहिए ।
8. भगवान को याद करना चाहिए ।

प्रथम सत्र**प्रश्न / उत्तर**

1. आकाश में क्या-क्या है ?
2. वातावरण में क्या-क्या है ?
3. हमारे जीवन का आधार क्या है ?
4. हमें किनके चरण स्पर्श करने चाहिए ?
5. हमें अपने दाँतों की सफाई कैसे करनी चाहिए ?
6. हम कसरत में क्या-क्या कर सकते हैं ?
7. कोई दो आसनों के नाम बताएं ?
8. हम कहाँ-कहाँ से नहा सकते हैं ?
9. खाना खाने की उचित विधियाँ बताइए ?
10. खाने में क्या-क्या खाना चाहिए ?
11. हमें पाठशाला कैसे आना चाहिए ?

दूसरा सत्र**प्रश्न / उत्तर**

1. हम कहाँ बैठ कर पढ़ सकते हैं ?
2. हमें किसका भजन करना चाहिए
3. हमें कैसा बालक/ बालिका बनना चाहिए ?
4. अच्छे बालक / बालिका के कोई दो गुण बताइए।
5. हमें कैसे कपड़े पहनने चाहिए ?
6. हमें अपना शरीर किससे पोछना चाहिए
7. हमें पाठशाला में किसका कहना मानना चाहिए ?
8. हमें किन्हें हाथ जोड़कर अभिवादन करना चाहिए ?
9. हमें सड़क पर किस ओर चलना चाहिए ?
10. हमें खाना कैसे खाना चाहिए ?
11. हमें सुबह उठने के बाद क्या-क्या करना चाहिए ?

तीसरा सत्र

प्रश्न / उत्तर

1. हमें किस-किस के चरण स्पर्श करने चाहिए ?
2. गर्मियों में कैसे कपड़े पहनने चाहिए ?
3. सर्दियों में कैसे कपड़े पहनने चाहिए ?
4. हमें क्या अधिक पीना चाहिए ?
5. हमें सड़क कैसे पार करनी चाहिए ?
6. हमें स्कूल में किसका कहना मानना चाहिए ?
7. हमें कैसा बोल बोलना चाहिए ?
8. हमें कक्षा में कैसे बैठना चाहिए ?
9. हमें किसका भजन करना चाहिए ?
10. हमें रात को क्या ढककर नहीं सोना चाहिए ?
11. हमें आपस में कैसे रहना चाहिए ?

Music & Dance

JANUARY and FEBRUARY

Topic	No. of days	Tools and Techniques	Teaching Aids
Children Dance – Hindi	6	Demonstration with steps	With sound system
Children Song (लकड़ी की काठी -----)	6	Demonstration with musical instruments	From Study Plan with Lyrics

MARCH

Assessment -3

Health & Physical Education

JANUARY			
Topic	No. of Periods	Activities	Teaching Aids
Game - Lion and Goat	1	Physically in Ground	Body Movements
Race- Chain Race	1	Physically in Ground	Body Movements
Ball Handling	1	Physically in Ground	Body Movements
Indoor Game - Carrom Board	1	In classroom	Carrom Board
Asana- Vajrasana	1	Physically in Ground Demonstration and Practice	Body Movements
FEBRUARY			
Topic	No. of Periods	Activities	Teaching Aids
Race – One Leg Race	1	Physically in Ground	Body Movements
Indoor Game - Carrom Board	1	In classroom	Carrom Board
Ball Catching	1	Physically in Ground	Body Movements
Game – Dodge Ball	1	Physically in Ground	Body Movements
Asana- Bhujangasana	1	Physically in Ground Demonstration and Practice	Body Movements
MARCH	Assessment -3		

Blue Print (ORAL / PRACTICAL CRITERIA)

(Unit -1st, 2nd & 3rd)

Languages: English, Hindi, Punjabi

- i) Reading Skill
- ii) Writing Skill
- iii) Speaking Skill
- iv) Listening Skill

Science/EVS

- i) Environmental Sensitivity
- ii) Activity/ Project
- iii) Group Discussion

Mathematics

- i) Concept
- ii) Activity
- iii) Tables
- iv) Mental Maths

Performing Arts

- | 1. Music | 2. Dance |
|-------------|--------------------|
| i) Interest | i) Interest |
| ii) Rhythm | ii) Expression |
| iii) Melody | iii) Body Movement |

Computer

- (a) Practical
- (b) Viva
- i) Questioning from Study Plan
- ii) Condition of Diary, Uniform, Discipline

Physical Education

- | | |
|------------------|----------------------|
| (i) Team Spirit | (iv) Self Discipline |
| (ii) Flexibility | (v) Determination |
| (iii) Confidence | |

General Knowledge

- i) Conversation (Ques/ Ans)
- ii) Speaking Skill
- iii) Condition of Scrap Book
- iv) Topics from Scrap Book (Recognition)

नैतिक शिक्षा (प्रथम सत्र)

गायत्री मंत्र
प्रश्न उत्तर
गायत्री मंत्र का भावानुवाद

नैतिक शिक्षा (दूसरा सत्र)

यज्ञ महिमा
प्रश्न उत्तर
गायत्री मंत्र का भावानुवाद

नैतिक शिक्षा (तीसरा सत्र)

यज्ञ महिमा
प्रश्न उत्तर
शिष्टाचार के नियम / जय घोष

Calendar Activities for Class 1st Session : 2020-21

<u>Months</u>	<u>Activities</u>
APRIL	Welcome Fiesta (LKG to 3 rd)
MAY	Mother's Day Celebration
JULY	My Beautiful Hands
AUGUST	Kids Yoga
OCTOBER	Nature Walk
NOVEMBER	Children's Day Celebration
JANUARY	Salad Day ' Importance of Healthy Food'

Test Schedule

<u>Day</u>	<u>Subjects</u>
MONDAY	English
TUESDAY	Mathematics
WEDNESDAY	Punjabi
THURSDAY	Hindi
FRIDAY	Science
SATURDAY	Reading & Co-Scholastic



ओ३म्
DAV PUBLIC SCHOOL SAMANA
(SENIOR SECONDARY)
CBSE AFFILIATED-1630571



NEAR CHAK AMRITSARIA PATRAN ROAD, SAMANA - 147101, DIST. PATIALA (PB)

List of Activities under Ek Bharat Shreshta Bharat

Sr.No	Description of Activity	Month/Day/ Location	Learning Outcome
1	Exposure of students to the alphabets, songs, proverb and 100 sentences in the languages of the partnering State/UT.	Academic Year/ Every Week / school premises	It will develop the linguistic capacity of the students.
2	Essay Competition among students in the language of the partnering State/UT	Academic Year	It will develop multi-linguistic skills in students.
3	Drama/Role Play on culture, history, the tradition of partnering State/UT.	Academic Year/school premises	The students will be able to learn the culture of the partnering State/UT.
4	Identification/translation and dissemination of similar proverbs in the language of partnering State/UT.	Academic Year	The students will be able to learn the language and culture of the Partnering state/UT.
5	“Themed Display Board/Wall magazine” on the partnering state. (Historical Monuments, Dressing Style, painting, handicrafts, alphabet and basic sentences of the partnering State/UTs).	Round the Year/ school premises	The pictorial representation will help them in learning and Understanding about partnering States/UTs.

6	Pledge on Swachhta/ Single-use plastic/water saving/ National Unity in the language of partnering states/UTs	At least two times every month/ Schools' premises during morning assembly.	The students will have exposure to partnering state language. Enhance social responsibility among students.
7	"Questions/ Answer session" (Quiz) on partnering States/UTs. (Know Your Partner States/UTs)	Once in a month/ Morning Assembly.	It will help students to remember the important facts about partnering States/UTs.
8	"State Day Celebration" of partner State/UT	On State Day/ School Premises	It will develop a sense of unity among the students of both the States/UTs.

Dr Mohan Lal Sharma
Principal



ॐ
ओ३म्

DAV PUBLIC SCHOOL SAMANA

(SENIOR SECONDARY)



CBSE AFFILIATED-1630571

NEAR CHAK AMRITSARIA PATRAN ROAD, SAMANA - 147101, DIST. PATIALA (PB)

ECO CLUB

An Eco-Club is a group of school teachers & students interested in environmental issues and willing to make significant contribution to society.

OBJECTIVES:

- To make children understand environment and environmental problems.
- To provide environmental education opportunities for school children.
- To utilize the unique position of school children as conduits for awareness of the society at large.
- To facilitate children's participation in decision making in areas related to environment & development.
- To bring children into direct contact with the environmental problems being faced by society they live in and make them think of solutions.
- To involve children in action based programmes related to environment in their surroundings.
- To aware students with various ways to conserve water.
- To motivate students to conserve and collect Rain water.

Activities for ECO CLUB:

S. No	Activity name
1.	Earth Day Celebration- Speech in Assembly & Kachhra Samadhan Mahotsav
2	Say No to Plastic Tiffin and ALUMINIUM foil
3.	Visit to sewage waste management plant & Conservation of water plant
4.	Tree Plantation Drive. (Vanmahotsav celebration)
5.	Say no to Plastic Bags Introduction of Eco friendly bags
6.	Cleaning of various labs of school.

7.	Motivate students to conserve water by engaging them in various activities
8.	Constitute a School Water Management Committee
9	Students can be made to visit a water treatment plant in the area to witness water processing and other places where conservation practices are being adopted.
10.	Sharam Daan for Cleanliness of school Garden.
11	Let's talk about fuel and electricity importance and management.
12	Rally -Say no to Crackers
13	Waste Management - - Measures for minimization of waste -Increasing value by reducing, reusing and recycling as much as possible. - Paper recycling and paper Mache artwork from waste paper - Segregation of waste and Composting
14	Nature Walk and Nature Watch

Eco-Club Committee

**Principal
Dr. Mohan Lal Sharma**



ॐ
ओ३म्
DAV PUBLIC SCHOOL SAMANA
(SENIOR SECONDARY)
CBSE AFFILIATED-1630571



MEDICAL PLANNER FOR CLASSES LKG to 3rd (JUNIOR)
SESSION: 2020-2021

MONTH	TOPICS
APRIL	World Health Day topic: Health for all (Regarding Corona Virus)
MAY	What's on my plate? + Table Manners
JUNE	RESPECT- A Way of life
JULY	UH-OH My Nose is Bleeding! + DEHYDRATION - When Your Body Needs More Water
AUGUST	Body Boundaries (Under Pant Rules/Good Touch + Bad Touch)
SEPTEMBER	Dental Hygiene + ACTIVITY - You and Your Environment
OCTOBER	Healthy Food in School Tiffin + Eat More Fruits and Veggies
NOVEMBER	Are You Ready For Winter? (Cold, Flu, Sore Throat)
DECEMBER	SWEARING - Using Bad Words
JANURAY	Use of Internet/Computer Games/Mobile Phones
FEBRUARY	DISCIPLINE-Keeping the Rules
MARCH	SHYNESS - Are You Shy?? + CONFIDENCE - Put Your Best Foot Forward

School Medical Officer
Dr Harsimran Kaur

Dr Mohan Lal Sharma
Principal

ॐ

Important Days (Awareness)

Session 2020-21

<u>APRIL</u>			
<u>S.No</u>	<u>Date</u>	<u>Day</u>	
1	2 nd April	Thursday	Ram Navami
2	6 th April	Monday	Mahavir Jayanti
3	7 th April	Tuesday	World Health Day
4	8 th April	Wednesday	Arya Samaj Sathapana Diwas, New Session Beginning 1 st to 10+2 (Hawan Yajna) Mangal Kamna Diwas
5	10 th April	Friday	New Session Beginning LKG & UKG (Shubhaarambh)
6	13 th April	Monday	Jallianwala Bagh Massacre
7	14 th April	Tuesday	Dr. B.R. Ambedkar Jayanti
8	18 th April	Saturday	World Heritage Day, Welcome Fiesta: LKG to 3 rd
9	19 th April	Sunday	Mahatama Hansraj Jayanti
10	22 nd April	Wednesday	World Earth Day - (Celebration by Science Department)
11	23 rd April	Thursday	World Book Day, English Language Day- (Celebration by English Department)
12	25 th April	Saturday	Parshuram Jayanti, World Malaria Day
13	29 th April	Wednesday	International Dance Day

MAY

<u>S.No</u>	<u>Date</u>	<u>Day</u>	
1	1 st May	Friday	Labour Day -(SEWA Projects-By Sports Department) (Role Play- Our Helpers -by class 5 th)
2	3 rd May	Sunday	World Press Freedom Day
3	4 th May	Monday	Students Council Interview- (By All Houses)
4	5 th May	Tuesday	
5	7 th May	Thursday	Tagore Jayanti, Buddha Purnima- (Tribute by Running House)
6	8 th May	Friday	World Red Cross Day- (By First Aid Committee/ SEWA Project)

7	10 th May	Sunday	Mothers day- (Celebration by 1 st & 2 nd Class)
8	11 th May	Monday	National Technology Day
9	15 th May	Friday	International Family Day
10	17 th May	Sunday	World Telecommunication & Information Society Day
11	23 rd May	Saturday	Interaction with Parents- PTM (Classes- 6 th to 10+2)
12	24 th May	Sunday	Common Wealth Day
13	25 th May	Monday	Eid-Ul-Fitr
14	26 th May	Tuesday	Guru Arjan Dev Ji Martyrdom Day
15	27 th May	Wednesday	Investiture Ceremony- (By all Houses)
16	30 th May	Saturday	Interaction with Parents- PTM (Classes- LKG to 5 th)
17	31 st May	Sunday	World No Tobacco Day

JUNE

<u>S.No</u>	<u>Date</u>	<u>Day</u>	
1	1 st June	Monday	Dav Foundation Day- (Hawan Yajna) Global Day of Parents
2	5 th June	Friday	World Environment Day, Sant Kabir Jayanti
3	12 th June	Friday	Anti Child Labour Day
4	14 th June	Sunday	World Blood Donor Day
5	21 st June	Sunday	Yoga Day- (Celebration by NCC Cadets) Father's Day
6	26 th June	Friday	International Anti Drug Day

JULY

<u>S.No</u>	<u>Date</u>	<u>Day</u>	
1	11 th July	Saturday	World Population Day
2	15 th July	Wednesday	World Youth Skill Day
3	26 th July	Sunday	Kargil Vijay Diwas
4	28 th July	Tuesday	World Hepatitis Day
5	31 st July	Friday	Martyrdom Day Of Saheed Udam Singh Ji (Tribute by Running House)

AUGUST

<u>S.No</u>	<u>Date</u>	<u>Day</u>	
1	3 rd Aug	Monday	Raksha Bandhan
2	8 th Aug	Saturday	World Senior Citizen Day
3	11 th Aug	Tuesday	Krishna Janamashtami (Celebration by Senior Wing- Matki Fod + Kirtan Sandhya)
4	12 th Aug	Wednesday	World Youth Day
5	15 th Aug	Saturday	Independence Day- (Celebration by Pre-Primary Block)
6	18 th Aug	Tuesday	Sanskrit Diwas- (Celebration By Sanskrit Department)
7	19 th Aug	Wednesday	World Photography Day, Parkash Utsav Shri Guru Granth Sahib Ji
8	20 th Aug	Thursday	National Sadhbhavana Diwas
9	21 st Aug	Friday	Teej (Hari Talika)- Celebration by 11 th & 12 th
10	29 th Aug	Saturday	National Sports Day- Celebration by Sports Department

SEPTEMBER

<u>S.No</u>	<u>Date</u>	<u>Day</u>	
1	5 th Sep	Saturday	Teachers Day (Guru Utsav)
2	8 th Sep	Tuesday	International Literacy Day- (Celebration by Punjabi Department)
3	14 th Sep	Monday	Hindi Diwas- (Celebration by Hindi Department)
4	15 th Sep	Tuesday	International Democracy Day
5	16 th Sep	Wednesday	World Ozone Preservation Day
6	21 st Sep	Monday	International Peace Day
7	27 th Sep	Sunday	World Tourism Day
8	29 th Sep	Tuesday	World Heart Day

OCTOBER

<u>S.No</u>	<u>Date</u>	<u>Day</u>	
1	2 nd Oct	Friday	Mahatama Gandhi Jayanti & Non Violence Day, Lal Bahadur Jayanti (Tribute by Houses)
2	3 rd Oct	Saturday	World Nature Day
3	4 th Oct	Sunday	World Animal Day

4	6 th Oct	Tuesday	World Wildlife Day
5	8 th Oct	Thursday	Indian Air Force Day
6	11 th Oct	Sunday	International Girl Child Day
7	15 th Oct	Thursday	World Students Day
8	16 th Oct	Friday	World Food Day- (Celebration By UKG Class)
9	17 th Oct	Saturday	Maharaja Aggarsain Jayanti
10	24 th Oct	Saturday	United Nations Day- (Celebration by Social Science Department)
11	25 th Oct	Sunday	Dusshera- (Celebration by Running House)
12	31 st Oct	Saturday	Maharishi Valmiki Jayanti, National Unity Day

NOVEMBER

<u>S.No</u>	<u>Date</u>	<u>Day</u>	
1	1 st Nov	Sunday	Punjab Diwas
2	2 nd Nov	Monday	Prakash Guru Parb of Shri Ram Dass ji
3	4 th Nov	Wednesday	Karva Chauth
4	7 th Nov	Saturday	World Cancer Awareness Day
5	11 th Nov	Wednesday	National Education Day
6	14 th Nov	Saturday	Diwali, Children Day- (Thanks Giving Activity By Senior Block)
7	15 th Nov	Sunday	Goverdhan Puja , Vishavkarma Day
8	16 th Nov	Monday	Bhai Dooj
9	19 th Nov	Thursday	National Integration Day
10	26 th Nov	Thursday	Communal Harmony
11	30 th Nov	Monday	Shri Guru Nanak Dev Jayanti- (Celebration By Punjabi Department)

DECEMBER

<u>S.No</u>	<u>Date</u>	<u>Day</u>	
1	1 st Dec	Tuesday	World AIDS Day
2	2 nd Dec	Wednesday	World Computer Literacy Day (Celebration by Computer Department)
3	4 th Dec	Friday	Indian Navy Day
4	7 th Dec	Monday	Indian Armed Forces Flag Day

5	9 th Dec	Wednesday	International Anti Corruption Day
6	10 th Dec	Thursday	Human Rights Day
7	22 nd Dec	Tuesday	National Mathematics Day (Celebration by Maths Department)
8	23 rd Dec	Wednesday	Shradhanand Balidan Diwas, National Farmer's Day
9	25 th Dec	Friday	Christmas Day
10	26 th to 28 th Dec	Saturday, Sunday, Monday	Shaheedi Jor Mela (By Primary Block)

JANUARY

<u>S.No</u>	<u>Date</u>	<u>Day</u>	
1	1 st Jan	Friday	New Year (Hawan Yajna)
2	10 th Jan	Sunday	World Laughter Day
3	12 th Jan	Tuesday	National Youth Day
4	13 th Jan	Wednesday	Lohri- (Celebration by Running House)
5	14 th Jan	Thursday	Makar Sankranti
6	20 th Jan	Wednesday	Guru Gobind Singh Ji Jayanti
7	23 th Jan	Saturday	Neetaji Subhash Chandra Bose Birth Anniversary
8	25 th Jan	Monday	National Voters Day
9	26 th Jan	Tuesday	Republic Day- (Celebration by Running House)
10	30 th Jan	Saturday	Mahatama Gandhi Martyrdom Day- (Tribute by Running House)

FEBRUARY

<u>S.No</u>	<u>Date</u>	<u>Day</u>	
1	4 th Feb	Thursday	World Cancer Day
2	16 th Feb	Tuesday	Basant Panchmi- (Celebration by Running House)
3	20 th Feb	Saturday	World Day of Social Justice
4	21 st Feb	Sunday	Maharishi Dayanand Saraswati Jayanti- (Shradanjali by Running House)
5	23 rd Feb	Tuesday	World Peace & Understanding Day
6	24 th Feb	Wednesday	Rishi Bodh Utsav
7	27 th Feb	Saturday	Guru Ravidas Jayanti

8	28 th Feb	Sunday	National Science Day
<u>MARCH</u>			
<u>S.No</u>	<u>Date</u>	<u>Day</u>	
1	3 rd March	Wednesday	National Defence Day
2	8 th March	Monday	International Women's Day
3	11 th March	Thursday	Maha Shiv Ratri
4	15 th March	Monday	World Consumers Rights Day
5	22 nd March	Monday	World Water Day
6	29 th March	Monday	Holi

ॐ

आर्य पर्व

<u>S.No</u>	<u>Date</u>	<u>Day</u>	
1	6 अप्रैल	सोमवार	आर्य समाज स्थापना दिवस
2	14 अप्रैल	मंगलवार	पंडित गुरुदत्त विद्यार्थी जन्म दिवस
3	19 अप्रैल	रविवार	महात्मा हंसराज दिवस
4	1 जून	सोमवार	डी.ए.वी .स्थापना दिवस
5	14 सितम्बर	सोमवार	गुरु विरजानंद पुण्यतिथि
6	5 अक्टूबर	सोमवार	स्वामी विरजानंद जयंती
7	16 अक्टूबर	शुक्रवार	महात्मा आनंद स्वामी जन्म दिवस
8	24 अक्टूबर	शनिवार	महात्मा आनंद स्वामी पुण्यतिथि
9	27 अक्टूबर	मंगलवार	ऋषि निर्वाणोत्सव
10	14 नवम्बर	शनिवार	स्वामी दयानंद विरजानंद की कुटिया
11	15 नवम्बर	रविवार	महात्मा हंसराज पुण्यतिथि
12	21 नवम्बर	शनिवार	रामचंद्र छत्रपति बलिदान दिवस
13	19 दिसम्बर	शनिवार	पंडित राम प्रसाद बिस्मिल बलिदान दिवस
14	23 दिसम्बर	बुधवार	स्वामी श्रद्धानंद बलिदान दिवस
15	12 जनवरी	मंगलवार	स्वामी विवेकानंद जयंती
16	28 जनवरी	वीरवार	लाला लाजपतराय जयंती
17	21 फ़रवरी	रविवार	मुनि मुनिश्वरानंद पुण्यतिथि
18	28 फ़रवरी	रविवार	ऋषि दयानंद सरस्वती जन्म दिवस
19	4 मार्च	वीरवार	ऋषि बोधोत्सव
20	19 मार्च	शुक्रवार	पंडित गुरुदत्त विद्यार्थी पुण्यतिथि





Holidays List Session 2020-21

<u>S.No</u>	<u>Date</u>	<u>Day</u>	
1	13 th April	Monday	Baisakhi
2	25 th April	Saturday	Parshu Ram Jayanti
3	25 th May	Monday	Eid Ul Fitar
4	3 rd Aug	Monday	Raksha Bandhan
5	11 th Aug	Tuesday	Krishan Janamashtami
6	15 th Aug	Saturday	Independence Day
7	2 nd Oct	Friday	Mahatama Gandhi Jayanti
8	17 th Oct	Saturday	Maharaja Aggarsain Jayanti
9	25 th Oct	Sunday	Dussehra
10	31 st Oct	Saturday	Maharishi Valmiki Jayanti
11	4 th Nov	Wednesday	Karva Chauth
12	14 th Nov	Saturday	Diwali
13	15 th Nov	Sunday	Vishavkarma DAY/ Goverdhan Puja
14	16 th Nov	Monday	Bhai Dooj
15	24 th Nov	Tuesday	Martyrdom Day of Shri Guru Teg Bahadur Ji
16	30 th Nov	Monday	Parkash Purb of Shri Guru Nanak Dev Ji
17	25 th Dec	Friday	Christmas Day
18	26 th to 28 th Dec	Saturday to Monday	Jor Mela
19	14 th Jan	Thursday	Makar Sankranti
20	20 th Jan	Wednesday	Shri Guru Gobind Singh Jayanti
21	26 th Jan	Tuesday	Republic Day
22	27 th Feb	Saturday	Shri Guru Ravidas Jayanti
23	11 th March	Thursday	Maha Shivratri

SCHOOL HOUSES

SESSION -2020-21



Name of House	Motto	Tagline	Colour	LOGO
Honesty House	Be Loyal and Trustworthy	The Art Of Being Truthful	Saffron	
Work culture House	Effective Management and Team Work	Goodness and hard work always rewarded with respect	Red	
Faithful House	Faithful Action is the Fundamental key to Success	Satayamev Jayate	Blue	
Discipline House	Self control Or Self command	Discipline turns ability into achievement	Green	

DO's AND DON'Ts**Do's**

1. Give due regards to your elders.
2. Prepare yourself well to perform well.
3. Converse in English in School Campus.
4. Come to school well groomed, in proper Uniform.
5. Bring the student diary to school daily.
6. Be regular in attendance and never be late to school. Attend morning assembly without fail.
7. Keep your classroom and school premises clean and tidy.
8. Turn off the taps after use.
9. Switch off fans and lights when not in use.
10. Be fair and honest at work. Always be considerate of the rights of others.
11. Make use of the Library.

Don'ts

1. Do not bring precious articles in school.
2. Do not damage the school property.
3. Do not make noise in the classroom, corridors, auditorium or elsewhere in the school campus
4. Do not bring gadgets such as mobile phones, I Pads, MP3's etc
5. Do not absent yourself from school. 75% attendance is the minimum requirement.
- 6 Do not use abusive language.
7. Do not pluck flowers. Never touch electric plugs.
8. Do not wear expensive jewellery to school.
9. Don't involve in physical fights.
10. Do not come in personal vehicles to school.

CODE OF CONDUCT

- ❖ Converse in English in school campus.
- ❖ Come to school regularly. In case you want to avail leave, kindly get it sanctioned from class teacher.
- ❖ Ensure proper order and discipline while moving to the playground / assembly / library or any lab.
- ❖ Library books must be handled with extra care and must be returned in time.
- ❖ Shouting / Fighting or Indulging in unruly behavior in the school premises is forbidden.
- ❖ Kindly contribute to make your school clean DAV, Green DAV.
- ❖ Proper decorum should be maintained while singing National Anthem / DAV Anthem and School Prayers as a mark of patriotism.
- ❖ Students should not carry any sharp objects like blade, knife, paper cutter etc. as they can prove to be harmful.
- ❖ Possession of crackers / bursting crackers / playing with colours in the school is strictly prohibited.
- ❖ Any student found with expensive jewellery, mobile phone, CD's, any other objectionable article will be subjected to fine and confiscation of the above mentioned articles.



आर्य समाज के नियम

TEN PRINCIPLES OF THE ARYA SAMAJ

1. God is the primary source of all true knowledge and of all that can be known through it.
2. God is Existent, Intelligent and Blissful. He is Formless, Almighty, Just Merciful, Unborn, Infinite, Unchallengeable, Beginningless, Incomparable the support and Lord of all, Omniscient, Imperishable, Immortal, Fearless, Eternal, Holy and the Maker of the Universe. To him alone worship is due.
3. The Vedas are scriptures of true knowledge. It is the duty of all Aryas to read them, hear them being read and recite them to others.
4. We should always be ready to accept the truth and give up untruth.
5. All actions should be performed in conformity with Dharma, that is, after due consideration of right and wrong.
6. The primary aim of the Arya Samaj is too good for all, that is, to promote their physical, spiritual and social well-being.
7. We should treat all people with love, fairness and due regards for their merit.
8. One should aim at dispelling ignorance and promoting knowledge.
9. One should not only be content with one's own welfare but should look for it in the welfare of other also.
10. One should regard oneself under restriction to follow altruistic rulings of the society, while all should be free in following the rules of individual welfare.

1. सब सत्य विद्या और जो पदार्थ विद्या से जाने जाते हैं, उन सब का आदि मूल परमेश्वर है।
2. ईश्वर सच्चिदानंद स्वरूप, निराकार, सर्वशक्तिमान, न्यायकारी, दयालु, सर्वेश्वर, सर्वव्यापक, सर्वांतर्यामी, अजर, अमर, अभय, नित्य, पवित्र और सृष्टिकर्ता है उसी की उपासना करने योग्य है।
3. वेद सब सत्य विद्याओं की पुस्तक है। वेद का पढ़ना-पढ़ाना और सुनना-सुनाना सब आर्यों का परम धर्म है।
4. सत्य के ग्रहण करने और असत्य के छोड़ने में सर्वदा उद्यत रहना चाहिए।
5. सब काम धर्मानुसार अर्थात् सत्य और असत्य का विचार करके करना चाहिए।
6. संसार का उपकार करना इस समाज का मुख्य उद्देश्य है अर्थात् शारीरिक, आत्मिक और सामाजिक उन्नति करना।
7. सबसे प्रीतिपूर्वक धर्मानुसार यथायोग्य वर्तना चाहिए।
8. अविद्या का नाश और विद्या की वृद्धि करनी चाहिए।
9. प्रत्येक को अपनी ही उन्नति से संतुष्ट न रहना चाहिए, किंतु सबकी उन्नति में अपनी उन्नति समझनी चाहिए।
10. सब मनुष्यों को सामाजिक सर्वहितकारी नियम पालने में परतंत्र रहना चाहिए और प्रत्येक हितकारी नियम में सब स्वतंत्र रहें।