



D.A.V. PUBLIC SCHOOL, NEW PANVEL

Plot No. 267, 268, Sector-10, New Panvel,
Navi Mumbai-410206 (Maharashtra).
Phone 022-27451793, 27482276


Email- davnewpanvel@gmail.com , www.davnewpanvel.com

SYLLABUS FOR STD. II 2021-2022

Name:- _____ Div. _____ Roll No. _____ Class Teacher :- _____

Note:-

1. For subject English and Hindi- Grammar concepts will be included in all the three evaluation.
2. For subject Mathematics –Mathematical concepts will be included in all the three evaluations.



SUBJECT: ENGLISH

Evaluation-I



LESSON	ORALS	GRAMMAR	ACTIVITY	
<ul style="list-style-type: none"> • Sheetal (Reading) • Riddle Time(Reading) • Puss and the Parrot (Reading) • The Helpful friends • Little Pussy (Poem) • A Spark in the Dark • The Sailing Trip • A Mouse in the House • The Rainbow (Poem) • The Magic Matchbox • Where is the Pink Whale? • The Crows Nest (Reading) 	<ul style="list-style-type: none"> • Recitation • Show and tell 	<ul style="list-style-type: none"> • Articles- “a” and “an” • Present tense – use of is, am, are, has and have • Naming Words • Replacing Words • Doing Words • Preposition 	<ul style="list-style-type: none"> • Preposition – Draw the given picture and frame sentences to show position of the object. 	
		CREATIVE WRITING		
		<ul style="list-style-type: none"> • Composition - My School library. • Comprehension • Note Writing- Thank you 		

Evaluation-II

LESSON	ORALS	GRAMMAR	ACTIVITY
<ul style="list-style-type: none"> • The Foamy Soap • Let's Draw (Poem) • When I was a Baby (Reading) • Hanuman • The Silver Tray • An Inch of Gold • What did Sheetal...? (Reading) • The Sparrows 	<ul style="list-style-type: none"> • Speak about daily routine • Story reading 	<ul style="list-style-type: none"> • Describing Words • Past Tense - Use of had, was, were • Punctuation-Use of capital letter, full stop 	<ul style="list-style-type: none"> • Picture talk – Describe the picture shown.
		CREATIVE WRITING	
		<ul style="list-style-type: none"> • Composition - My Teacher. • Note writing- Sorry Note • Comprehension 	

Evaluation -III

LESSON	ORALS	GRAMMAR	ACTIVITY
<ul style="list-style-type: none"> • Wonder (Poem) • Two Shops • The School in the Jungle • Whose is it? (Reading) • That's your bag, not mine • The Swing (Poem) • Tomorrow will be a holiday (Reading) • Raghu, The Dreamer 	<ul style="list-style-type: none"> • Story narration • Newspaper reading 	<ul style="list-style-type: none"> • One and Many • Mine, yours, ours, theirs • Frame the question • Future Tense – use of 'will' 	<ul style="list-style-type: none"> • Future tense Write a short story using future tense on the given topic.
		CREATIVE WRITING	
		<ul style="list-style-type: none"> • Composition - Our National Flag. • Letter Writing • Comprehension 	

ENGLISH PAPER PATTERN

1. Dictation
2. Arrange the jumbled words to form meaningful sentence.
3. Answer the following questions.
4. Who said the following lines?
5. Rhyming words.
6. Write the meanings and make sentences.
7. Choose the correct word from the help box.
8. Put '✓' if the sentence is right and 'X' if it is wrong.
9. Look at the pictures and write the names.
10. Tick the right answer.
11. Match the following.
12. Encircle the correct word to complete the sentences.
13. Fill in the blanks with replacing words.
14. Choose the suitable preposition and fill in the blanks.
15. Underline / Encircle the naming words and describing words from the given passage / sentence.
16. Look at the picture and complete / Fill in the blanks with doing words / Encircle the doing words.
17. Write the opposites.
18. Punctuate the following.
19. Rewrite the sentences by changing the tenses.
20. Unseen passage comprehension / Picture comprehension.
21. Thank you / Sorry note.
22. Write 4 / 5 sentences on a given topic.
23. Story sequence.



विषय : हिन्दी

प्रथममूल्यांकन

पाठ	मौखिक	व्याकरण	क्रियात्मक कार्य
<ul style="list-style-type: none">• सीखो (पठन)• ठीक काम करें• दादी का गाँव• मेहनत का फल• जन्मदिन (पठन)• दाँत का दर्द• बाल दिवस• प्यारे पेड़ (पठन)	<ul style="list-style-type: none">• कविता पठन• आप अपना जन्मदिन कैसे मनाते हैं कक्षा में सुनाइए ।	<ul style="list-style-type: none">• भाषा अभ्यास पृष्ठ 1 से 35 नाम वाले शब्द, संख्या लेखन (1 से 10) ।• लेख लेखन : मेरी पाठशाला• कहानी लेखन• गद्यांश	<ul style="list-style-type: none">• शिक्षाप्रद (सीख देने वाली) कविता का गायन ।• गाँव का चित्र बनाकर स्वच्छता पर स्लोगन लिखिए ।• अपने मित्र/सहेली को शुभकामनाएँ देने के लिए ग्रीटिंगकार्ड बनाइए ।

द्वितीयमूल्यांकन

पाठ	मौखिक	व्याकरण	क्रियात्मक कार्य
<ul style="list-style-type: none"> बादल (कविता) दोतोते चतुरचीकू सीख मेला रोटी (पठन) राजू का सपना 	<ul style="list-style-type: none"> समाचार पत्र पठन कहानी पठन। 	<ul style="list-style-type: none"> भाषा अभ्यास पृष्ठ 36 से 58 सर्वनाम, गुणवाले शब्द, सप्ताह के दिन, संख्या लेखन (1 से 20)। लेख लेखन : मेला कहानी लेखन गद्यांश 	<ul style="list-style-type: none"> पेड़ों के पत्तों को क्रियात्मक रूप से कॉपी में चिपकाइए। देशभक्त द्वारा बोले गए कथन (नारे) लिखिए। कोई एक शिक्षा प्रद छोटी कहानी सुनाइए।

तृतीय मूल्यांकन

पाठ	मौखिक	व्याकरण	क्रियात्मक कार्य
<ul style="list-style-type: none"> अभ्यास रेल रोबोट टेलीफोन की घंटी (पठन) यह दिल्ली है 	<ul style="list-style-type: none"> वाचन - मेरी रेल यात्रा पठन व उच्चारण। 	<ul style="list-style-type: none"> भाषा अभ्यास पृष्ठ 59 से 74 रंगों, दिशाओं, महीनो के नाम, संख्या लेखन (1 से 30) लेख लेखन : मेरा प्रिय त्योहार पत्र लेखन कहानी लेखन गद्यांश 	<ul style="list-style-type: none"> दिल्ली के दर्शनीय स्थलों का कोलाज। रोबोट का मॉडल बनाकर वार्तालाप कीजिए।

HINDI PAPER PATTERN

श्रुत लेखन	सही शब्द पर गोला लगाइए।
सही शब्द चुनकर वाक्य पूरे करें।	शब्दों को क्रम से लिखिए।
रिक्त स्थान की पूर्ति करें।	उचित मात्रा लगाकर शब्द बनाइए।
'हाँ' या 'नहीं' में उत्तर लिखिए।	अशुद्ध शब्दों को शुद्ध कर के लिखिए।
जोड़े मिलाइए। वाक्य बनाइए। वाक्य बनाइए।	संज्ञा शब्दों को चुनकर लिखिए।
एक शब्द, एक वाक्य में उत्तर लिखिए।	सर्वनाम, विशेषण, क्रिया शब्दों पर गोला लगाइए।
किसने कहा, लिखिए।	लिंग, वचन, विपरीत शब्दों को बदलकर लिखिए।
सही शब्द पहचान कर उन्हें रेखांकित कीजिए।	दिए गए शब्दों के समानलय वाले शब्द लिखें।
क्या, कौन अथवा कहाँ लगाकर प्रश्न बनाइए।	अनेक शब्दों के लिए एक शब्द लिखें।
कविता की पंक्तियाँ पूर्ण कीजिए।	विस्मयादिक बोधक शब्द चुनकर लिखिए।
चित्र को पहचानकर उनके नाम या वाक्य लिखें	कि, की लगाकर और है, ह लगाकर खाली स्थान भरिए।
चित्र देखकर वर्ग पहेली या शब्द सीढ़ी पूर्ण करें।	शब्द जोड़कर नए शब्द बनाइए।
शब्दों में 'ता' अथवा 'ई' लगाकर शब्द बनाइए।	लेख लेखन, पत्र लेखन, कहानी गद्यांश।

SUBJECT: MATHEMATICS

Evaluation-I



LESSONS	ORAL	ACTIVITY
<ul style="list-style-type: none"> Numbers till 100 Numbers up to 999 Addition Tables 2 to 5 	<ul style="list-style-type: none"> Ordinal numbers Addition 	<ul style="list-style-type: none"> Write expanded and standard form of 3-digit numbers. 3-digit number addition on abacus using bindis. Greater than / Smaller than (compare 3-digit numbers)

Evaluation-II

LESSONS	ORAL	ACTIVITY
<ul style="list-style-type: none"> Subtraction Money Shapes-cube, cuboid, sphere, cone & cylinder Odd and Even Time Tables 2 to 7 	<ul style="list-style-type: none"> Mental Maths Reading the calendar 	<ul style="list-style-type: none"> Identify solid & plane shapes and write their properties. Draw a wrist watch & show the given time. Make a notes and coins using marble paper and add.

Evaluation -III

LESSONS	ORAL	ACTIVITY
<ul style="list-style-type: none">• Multiplication• Weight• Capacity• Length• Fractions• Tables 2 to 10	<ul style="list-style-type: none">• Tables 2 to 10• Recognize the different fractions	<ul style="list-style-type: none">• Show the multiplication using number line.• Make a flag using $\frac{1}{2}$ and $\frac{1}{4}$ concept of fraction.• Encircle the correct unit of measurement.

MATHEMATICS PAPER PATTERN

1. Mental Sums.
2. Fill in / complete the sequence / series (before, after, between, shapes, multiplication).
3. Write the numerals/ number names.
4. Write the ordinal numbers / State the position of the following.
5. Write the Ascending order/ Descending order of the following.
6. Add /Subtract the following (simple, carry over & borrowing addition / subtraction).
7. Addition, Subtraction & Multiplication(Capacity, Length, Weight, Money).
8. Draw / Measure the lengths of the given objects using a scale.
9. Word problems on Addition, Subtraction & Multiplication.
10. Draw the clock and write the time.
11. Shade as directed (Fraction) / Write the fraction of the shaded part.
12. Shapes –Write the edges, vertices & faces.
13. Write in the expanded form.
14. Place Value.
15. Choose the correct answer.



SUBJECT: ENVIRONMENTAL SCIENCE

Evaluation-I

LESSONS	ORALS	ACTIVITY
<ul style="list-style-type: none">• More About Me• More About Personal Cleanliness and Good Habits• Our Food• Our Clothes• A House to live In	<ul style="list-style-type: none">• Group discussion - body parts and its functions• Group discussion - Clothing	<ul style="list-style-type: none">• Personal cleanliness(show and tell any cleanliness object)• Collage making on plants and animal products.• Clay model of healthy food.

Evaluation-II


LESSONS	ORALS	ACTIVITY
<ul style="list-style-type: none">• Neighbourhood• Plants Around Us• Animals Around Us• Living and Non Living Things	<ul style="list-style-type: none">• Group discussion - Neighbourhood places• Group discussion - Animals and birds	<ul style="list-style-type: none">• Making plates from leaves.• Collect the pictures of neighbourhood places.

Evaluation -III

LESSONS	ORALS	ACTIVITY
<ul style="list-style-type: none">• Water• Weather and Seasons• Means of Transport• Traffic Rules• Important Days• Great Men of Arya Samaj	<ul style="list-style-type: none">• Slogan - Water conservation• Discussion - Traffic rules	<ul style="list-style-type: none">• Poster making on save water.• Model of traffic signal.• Prepare tricolour wrist band with craft paper.

E.V.S. PAPER PATTERN

<ul style="list-style-type: none">• Missing letters	<ul style="list-style-type: none">• Circle the odd one
<ul style="list-style-type: none">• True or false	<ul style="list-style-type: none">• Complete the following
<ul style="list-style-type: none">• Fill in the blanks	<ul style="list-style-type: none">• Name the following
<ul style="list-style-type: none">• Choose the correct answer	<ul style="list-style-type: none">• Write 2 /3 examples of the following
<ul style="list-style-type: none">• Match the following	<ul style="list-style-type: none">• Question and answers
<ul style="list-style-type: none">• Puzzle	<ul style="list-style-type: none">• Give reason
<ul style="list-style-type: none">• Draw / name the given pictures	<ul style="list-style-type: none">• correlate



SUBJECT: MARATHI

<u>Evaluation I</u>	<u>Evaluation II</u>	<u>Evaluation III</u>
<ul style="list-style-type: none">• पाऊस (गाणे)• मांजराची गंमत (चित्रकथा)• खेळ खेळूया• फळांचा राजा (गाणे)• फळे मोजूया• चित्रे पाहू,गप्पा मारू• ओळख खेळांची• झोपाळा गेला उडून (चित्रकथा)• भाजी घ्या,भाजी (गाणे)	<ul style="list-style-type: none">• ओळख भाज्यांची• वाहने ओळखू,गप्पा मारू• ओळख वाहनांची• शोधूया• आपला परिसर - १• आपला परिसर - २• खार (गाणे)• माझे घर• घरातील वस्तू• ऐकूया, बोलूया	<ul style="list-style-type: none">• कोऽ कोऽ कोंबडा! (गाणे)• योग्य काय?• माझी शब्द बाग• कोण कसे?• कोण कोठे?• सारखे काय?• माझे शब्द भांडार• माझे पान• उद्दिष्टे,दिशा अध्ययन-अध्यापना ची

SUBJECT: DANCE


Evaluation -I	Evaluation -II	Evaluation -III
Theory – hand gestures (hasta Mudra's).	Theory – Mudra's of Animals with music.	Information of what is dance and why dance
Shloka – Guru Vandana.	Basic Rhythmic Movements.	Medley Songs Performance.
1 dance on song (Folk, Traditional).	1 dance on song (Folk, Traditional).	Theme based Performance

SUB: - MUSIC

Evaluation -I	Evaluation -II	Evaluation -III
<ul style="list-style-type: none">• SwarGyan• Basic Notes – Sa Re Ga Ma Pa Dha Ni.....• National Anthem• Prayer - Gayatri Mantra• Actions songs.....	<ul style="list-style-type: none">• Prayer – There shall be• National Song• Marathi Action Song – chandoba gurujinchi shala....• Flag Song– vijay wishva tringa	<ul style="list-style-type: none">• Hindi Song – fuloon ka taroon ka• Patriotic Song – Sare jahan se aacha.....• National Song• Flag Song–

SUB: GENERAL KNOWLEDGE

Evaluation - I	Evaluation - II	Evaluation - III
<ul style="list-style-type: none">• Dancers of different states• Places where things are made• Games and premises• Great Personalities• Current Affairs	<ul style="list-style-type: none">• Animal facts• Places where things are kept• Abbreviations• Festivals and important days• Current Affairs	<ul style="list-style-type: none">• People at work• First in India• Solar system• Current Affairs



DHARMA SHIKSHA / NAITIK SHIKSHA

Evaluation -I	Evaluation -II	Evaluation -III
1 प्रार्थना	1 कर्तव्य	1 ध्यान की बातें
2 ओंकार परिचय	2 चित्रमाला	2 भजन
3 ओम् की महिमा	3 विनय	3 अच्छा बालक कौन है
4 ओम् का लेखन और उच्चारण	4 आदर्श पुत्र श्रवण कुमार	4 प्रश्नोत्तर
5 गायत्री मंत्र	5 प्रेरणा	5 सन्ध्या उपासना
6 कृतज्ञता		

SUB : ART & CRAFT

EVALUATION – I	EVALUATION – II	EVALUATION – III
<p><u>Drawing</u></p> <ul style="list-style-type: none">• Post office• Parrot• Fruit basket• Balloon seller• Rainy day• Kite flying• Step by Step Pg no 2 to 6 <p><u>Craft</u></p> <ul style="list-style-type: none">• Clay model (Animals)• Pencil scrap flowers• Pencil scrap flowers	<p><u>Drawing</u></p> <ul style="list-style-type: none">• Step by Step Pg no-7 to29. <p><u>Craft</u></p> <ul style="list-style-type: none">• Collage work.• Diwali greeting card.• Ice cream stick activity.	<ul style="list-style-type: none">• Step by Step Pg no-30 to 40. <p><u>Craft</u></p> <ul style="list-style-type: none">• House.• Magical Greeting card.

Information and Communication Technology (ICT)

EVALUATION– I	EVALUATION– II	EVALUATION– III
<ul style="list-style-type: none">• Computer...My Friend• Meet the Computer (different parts of Computer)	<ul style="list-style-type: none">• Caring of Computer (Rules of the Computer lab).• Operating a Computer (how to switch on/off computer).	<ul style="list-style-type: none">• Fun Keys (keyboard and its keys).• Operating the Mouse (click, double click, drag).

